

The Velux logo consists of the word "VELUX" in a bold, white, sans-serif font, set against a red rectangular background.

Skylights

Reference guide

Residential, commercial and SUN TUNNEL™ skylights

Effective March 15, 2016

The HGTV Smart Home 2016 logo features the HGTV logo (a house icon with "HGTV" text) above the words "SMART HOME" in a large, bold, sans-serif font. Below this, the year "2016" is written in a smaller, blue font, followed by the phrase "PROUD SPONSOR" in a small, all-caps, sans-serif font.

PROUD SPONSOR

Bringing light to life

The Solar Powered "Fresh Air" Skylight


Deck and curb mounted

The Solar Powered "Fresh Air" Skylight features a solar panel that captures any available daylight and uses it to recharge a highly efficient, fully concealed, battery powered operator and control system. The battery powered operator is the power source that opens and closes the skylight. The solar panel serves as the charging source for the system.

No Leak warranty

The No Leak Skylight carries the 10-year installation warranty plus 20-years on glass, 10-years on product, and 5-years on blinds and controls.

VELUX flashing required to qualify.



Solar powered

With the help of the sun, you are able to bring fresh air into your home. The Solar Powered "Fresh Air" Skylight requires no wiring, and installs just like our other VELUX models.



Fresh Air

Adding fresh air and ventilation to your home is essential to better health and well-being.



10-year
installation
warranty



Introducing Clean, Quiet & Safe glass




Ordinary glass: Water beads higher on rough surface of ordinary glass, causing more spots and greater cleaning needs.

Neat® glass: The smooth surface disperses water evenly, removing dirt more quickly and reducing water spots.

Eligible for a
30%
Federal tax credit

Receive an average of
\$850 on product and
installation with federal
tax credit eligibility



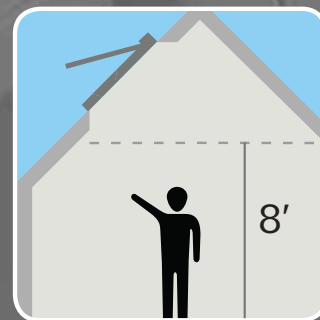
Clean

Features Neat® glass coating to keep your skylight cleaner longer, leaving skylights virtually spotless



Quiet

Reduce unwanted outside noise by up to 25% less than a standard double pane glass, and up to 50% less than a plastic skylight



Safe

VELUX recommends and building codes require laminated glass for out of reach applications

How to order

With VELUX, there are several choices, no matter how the house and roof are constructed. Before getting started and to help make the best possible choice for your application, read the following steps:

1. Plan for delivery time

In the price guide we have supplied a continental USA delivery guideline to help you in planning projects. Please use the chart below to know when to expect delivery. Please note: large orders may be subject to additional lead times.


Continental USA delivery guidelines	Delivery
In-stock at regional warehouses – Allow 2 to 4 business days for shipment.	S
Trans-shipped from central warehouse – Allow 7 to 10 business days for shipment.	T
Not stocked; Manufactured on demand – Allow approximately 15 business days for shipment.	R
Not stocked; Manufactured on demand – Allow approximately 21 business days for shipment.	D
Not stocked; Manufactured on demand – Allow approximately 32 business days for shipment.	N
Sparks, NV, region ships 2 to 3 days, all other areas must call for availability	A
Sparks, NV and Broomfield, CO, regions ship in 2 - 3 business days, for other areas allow 15 business days	B
Ronkonkoma, NY, Greenwood, SC, Aurora, IL, Windsor, CT regions ship in 2 to 3 business days, for other areas allow 7 - 10 days	C
Greenwood, SC and Windsor, CT regions ship in 2 - 3 business days, for all other areas allow 7 - 10 days.	E
Greenwood, SC and Sparks, NV regions ship in 2 - 3 business days, for all other areas allow 7 - 10 days.	F

2. Product ordering codes

To order the correct product, you will need a product order number that may consist of up to three separate parts. Skylights and roof windows will have three parts while accessories and flashing may have two parts. These parts are the Model number (A), Size code (B) and Product code (C) if required.

VS - C01 - 2004

Model number (A) Size code (B) Product code (C)

VS Size code	 14° - 85° 3:12 - 137:12	C01	C04	C06	C08	M04	M06	M08	S01	S06		
Outside frame	(W" x H")	21 1/2 x 27 3/8	21 1/2 x 29 3/8	21 1/2 x 46 1/4	21 1/2 x 54 15/16	30 3/16 x 38 3/8	30 3/16 x 46 1/4	30 3/16 x 54 15/16	44 3/4 x 27 3/8	44 3/4 x 46 1/4		
Rough opening / Finished frame	(W" x H")	21 x 26 7/8	21 x 37 7/8	21 x 45 3/4	21 x 54 7/16	30 1/16 x 37 7/8	30 1/16 x 45 3/4	30 1/16 x 54 7/16	44 1/4 x 26 7/8	44 1/4 x 45 3/4		
Glass type	Exterior finish	Product code	C01	C04	C06	C08	M04	M06	M08	S01	S06	Delivery
Tempered LowE3	Aluminum	2005	•	•	•	•	•	•	•	•	•	S
Laminated LowE3	Aluminum	2004	•	•	•	•	•	•	•	•	•	S

3. Out of reach applications

We recommend, and most building codes require, laminated glass for out of reach applications.



4. Factory installed blind codes

If factory installed blinds are needed, please add blind code (D) to the order.

VS - C01 - 2004 + **CS00**
Model Size code Product code (D) Blind code

5. Ordering your product's accessories

Accessories are on page 30 and 31



6. Ordering your product

Online	http://dealer.velux-america.com	Hours of Operation: 24 hours per day, 7 days per week	The Dealer Direct Connect System allows a dealer to order products and perform routine inquiries 24/7 using real-time pricing and inventory availability by connecting to our system through the Internet.
Fax	1-864-943-2631	Hours of Operation: 24 hours per day, 7 days per week	If you would like, you can fax in your order any time.
Call	Residential 1-800-888-3589	Hours of Operation: Monday - Friday 7:30 a.m. - 8:00 p.m. (ET) Saturday 9:00 a.m. - 5:00 p.m. (ET)	If you have questions or would like to place an order on the phone, call our toll-free Customer Service Hotline.
Call	Commercial 1-888-878-3589	Hours of Operation: Monday - Friday 8:00 a.m. - 6:00 p.m. (ET)	If you have questions or would like to place an order on the phone, call our toll-free Commercial Customer Service Hotline.

Important new information



NEW

Instant light shaft

(ZZZ 234)

The VELUX Instant Light Shaft simplifies the installation of a skylight by eliminating the time and costs associated with the construction of a traditional drywall light shaft.

See page 14 for more information.

NEW

Replacement kits for FS and VS

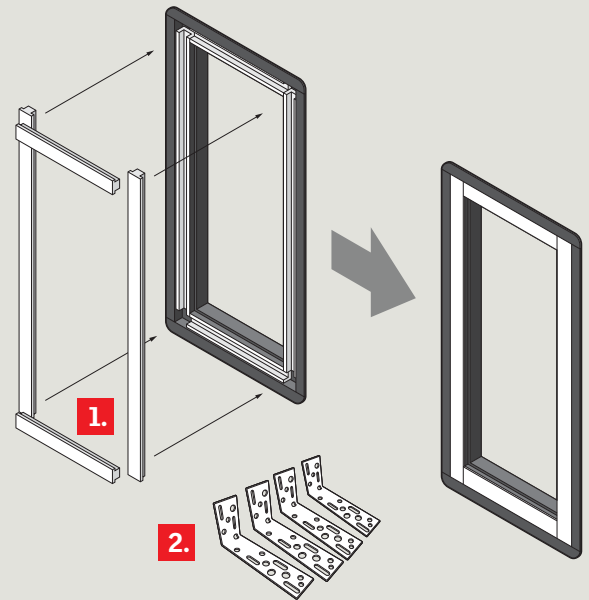
This replacement kit will be available for all sizes of VS and most FS* skylights. This will allow the installer to use a standard size VELUX VS or FS skylight on a non-standard opening while minimizing the amount of interior trim work needed.

Replacement kit (ZZZ 238) contents:

- 1.** 4 pre-cut drywall groove filler pieces minimizes interior trim work needed.
- 2.** 4 structural mounting brackets allows skylight to be used in applications with an oversized rough opening.

** Excluding FS A06, FS C12*

See page 15 for more information.



NEW

VELUX Modular Skylights

5° Longlights suitable for roof pitches between 0°-10° *

See page 37 for more information.

**Longlights suitable for roof pitches between 0-25°*

Solar powered "Fresh Air" deck mounted No Leak Skylight - VSS

Eligible for a
30%
Federal tax credit

Receive an average of
\$850* on product and
installation with federal
tax credit eligibility.

Clean, Quiet & Safe glass

The No Leak Skylight™

• No Leak Promise • No Worries

(10-year installation warranty)

Rain sensor

Solar powered
(No wires required)



VELUX
INTEGRA®
control pad
included

*For more information visit www.veluxusa.com/taxcredits

Sample ordering code:
Order without blinds

VSS - C01 - 2004
Model Size Product code

VSS Size code	14° - 85° 3:12 - 137:12	C01	C04	C06	C08	M02	M04	M06	M08	S01	S06
Outside frame (W" x H")		21 1/2 x 27 3/8	21 1/2 x 38 3/8	21 1/2 x 46 1/4	21 1/2 x 54 15/16	30 9/16 x 30 1/2	30 9/16 x 38 3/8	30 9/16 x 46 1/4	30 9/16 x 54 15/16	44 3/4 x 27 3/8	44 3/4 x 46 1/4
Rough opening / Finished frame (W" x H")		21 x 26 7/8	21 x 37 7/8	21 x 45 3/4	21 x 54 7/16	30 1/16 x 30	30 1/16 x 37 7/8	30 1/16 x 45 3/4	30 1/16 x 54 7/16	44 1/4 x 26 7/8	44 1/4 x 45 3/4

Price of a VSS skylight

Clean, Quiet & Safe glass (For out of reach applications)

Clean



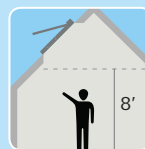
Features Neat® glass coating to keep your skylight cleaner longer, leaving skylights virtually spotless

Quiet



Reduce unwanted outside noise by up to 25% less than a standard double pane glass, and up to 50% less than a plastic skylight

Safe



VELUX recommends and building codes require laminated glass for out of reach applications

Glass type	Factory installed blinds available	Product code	C01	C04	C06	C08	M02	M04	M06	M08	S01	S06	Delivery
Laminated LowE3	Yes	2004	•	•	•	•	•	•	•	•	•	•	S
Laminated LowE3 (stain grade wood interior)*	No	0004	•	•	•	•	•	•	•	•	•	•	N
Impact	No	2006	•	•	•	•	•	•	•	•	•	•	N
Snowload	No	2010	•	•	•	•	•	•	•	•	•	•	N

*Trim kit available in pre-finished white only.

Flashing systems

VELUX flashing required for No Leak Warranty

Description	Roofing material	Roof pitch	Product code	C01	C04	C06	C08	M02	M04	M06	M08	S01	S06	Delivery
Step flashing with adhesive underlayment	Asphalt shingles, wood shakes or slate (up to 1/2" maximum thickness)	14° - 85°	EDL 0000B	•	•	•	•	•	•	•	•	•	•	S
Metal roof flashing with adhesive underlayment	Metal	14° - 85°	EDM 0000B	•	•	•	•	•	•	•	•	•	•	S
Biepack flashing	Counter flashing for deck mounted skylights		ECB 0000	•	•	•	•	•	•	•	•	•	•	S

Factory installed blinds for **VSS** skylights

(Free installation with in-stock blinds)



Step 1: Select color and model



Room darkening - double pleated blinds



White

CS00



Beige

CS01




Green

CS42



Charcoal

CS41



Grey

CS43

Allow 2 to 4 business days for shipment.

Allow up to 13 business days for shipment.



Room darkening

Blackout cloth with honeycomb structure.



Energy efficient

Aluminum coating inside improves the insulation effect.



Sleek design

Neat pleats and no visible cords.




Light filtering - single pleated blinds




White

FS00




Classic sand

FS01




Cappuccino

FS33



Lovely latte

FS32



Misty brown

FS31

Allow 2 to 4 business days for shipment.

Allow up to 13 business days for shipment.



Light dimming

Softens incoming light.



Sleek design

Neat pleats.

Step 2: Calculate ordering code and price

Simply add the in-stock blind to the skylight

VSS	-	C01	-	2004	+	CS00	=	Order Code
Model		Size code		Product code		Blind code		

Skylight price	+	Solar price	=	Total price
----------------	---	-------------	---	-------------



Special order blinds available pages 29



Accessories pages 30

New



Instant light shaft - ZZZ 234

- Works on all "box" type light shafts (Not flared)
- 16" standard depth (trim to actual on site)
- All other pieces are pre-cut to size to be site assembled
- 4" minimum spacing required around all sides if multiple skylights are installed

Must provide skylight size code when ordering.

Example order code: ZZZ 234 M02

Electric "Fresh Air" deck mounted No Leak Skylight - VSE

- Package includes VELUX INTEGRA® control pad and insect screen
- Rain sensors automatically close the window
- Pre-finished white interior wood frame
- Single 20' hard wire connects to a standard junction box
- Factory installed blinds available
- The No Leak Skylight carries the 10-year installation warranty

**No Leak
Warranty**

For complete information visit
thenoleakskylight.com

VELUX flashing
required











Factory installed blinds available

(Free installation with in-stock blinds)

New ordering code:

Order without factory installed blinds

VSE - C01 - 2004
Model Size code Product code

VSE Size code											
		14° - 85° 3:12 - 137:12	C01	C04	C06	C08	M04	M06	M08	S01	S06
Outside frame	(W" x H")		21 1/2 x 27 3/8	21 1/2 x 38 3/8	21 1/2 x 46 1/4	21 1/2 x 54 15/16	30 9/16 x 38 3/8	30 9/16 x 46 1/4	30 9/16 x 54 15/16	44 3/4 x 27 3/8	44 3/4 x 46 1/4
Rough opening / Finished frame	(W" x H")		21 x 26 7/8	21 x 37 7/8	21 x 45 3/4	21 x 54 7/16	30 1/16 x 37 7/8	30 1/16 x 45 3/4	30 1/16 x 54 1/16	44 1/4 x 26 7/8	44 1/4 x 45 3/4

Price of a VSE skylight

Clean, Quiet & Safe glass (For out of reach applications)

Clean



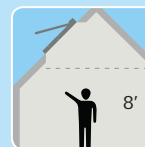
Features Neat® glass coating to keep your skylight cleaner longer, leaving skylights virtually spotless

Quiet



Reduce unwanted outside noise by up to 25% less than a standard double pane glass, and up to 50% less than a plastic skylight

Safe



VELUX recommends and building codes require laminated glass for out of reach applications

Glass type	Factory installed blinds available	Product code	C01	C04	C06	C08	M04	M06	M08	S01	S06	Delivery
Laminated LowE3	Yes	2004	•	•	•	•	•	•	•	•	•	S
Laminated (Copper exterior finish)	No	2104	•	•	•	•	•	•	•	•	•	D
Impact	No	2006	•	•	•	•	•	•	•	•	•	N
Snowload	No	2010	•	•	•	•	•	•	•	•	•	A

Flashing systems

VELUX flashing required for No Leak Warranty

Description	Roofing material	Roof pitch	Product code	C01	C04	C06	C08	M04	M06	M08	S01	S06	Delivery
Step flashing with adhesive underlayment	Asphalt shingles, wood shakes or slate (up to 1/2" maximum thickness)	14° - 85°	EDL 0000B	•	•	•	•	•	•	•	•	•	S
Copper step flashing with adhesive underlayment	Asphalt shingles, wood shakes or slate (up to 1/2" maximum thickness) for copper cladding only	14° - 85°	EDL 0100B	•	•	•	•	•	•	•	•	•	D
High profile flashing with adhesive underlayment	Tile (over 3/4 inch thickness)	14° - 85°	EDW 0000A	•	•	•	•	•	•	•	•	•	S
Metal roof flashing with adhesive underlayment	Metal	14° - 85°	EDM 0000B	•	•	•	•	•	•	•	•	•	S
Bi-pack flashing	Counter flashing for deck mounted skylights	ECB 0000	•	•	•	•	•	•	•	•	•	•	S

Factory installed blinds for **VSE** skylights

(Free installation with in-stock blinds)

Solar powered blinds

Add a factory installed blind for


30%

Federal tax credit on solar blinds

Step 1: Select color and model



Room darkening - double pleated blinds



Solar code

CS00

CS01

CS42

CS41

CS43

Allow 2 to 4 business days for shipment.

Allow up to 13 business days for shipment.



Room darkening
Blackout cloth with honeycomb structure.




Energy efficient
Aluminum coating inside improves the insulation effect.



Sleek design
Neat pleats and no visible cords.



Light filtering - single pleated blinds



Solar code

FS00

FS01

FS33

FS32

FS31

Allow 2 to 4 business days for shipment.

Allow up to 13 business days for shipment.



Light dimming
Softens incoming light.



Sleek design
Neat pleats.

Step 2: Calculate ordering code and price

Simply add the in-stock blind to the skylight

VSE - C01 - 2004	+	CS00	=	Order Code
<small>Model Size code Product code</small>		<small>Blind code</small>		

Skylight price	+	Solar price	=	Total price
----------------	---	-------------	---	-------------



Special order blinds available pages 29

New



Instant light shaft - ZZZ 234

- Works on all "box" type light shafts (Not flared)
- 16" standard depth (trim to actual on site)
- All other pieces are pre-cut to size to be site assembled
- 4" minimum spacing required around all sides if multiple skylights are installed

Must provide skylight size code when ordering.
Example order code: ZZZ 234 M02

"Fresh Air" deck mounted No Leak Skylight - VS

- Package includes operator hook and insect screen
- Out-of-reach rod and in reach crank handle are sold separately
- Pre-finished white interior wood frame
- Aluminum or copper exterior finish
- Factory installed blinds available
- The No Leak Skylight carries the 10-year installation warranty

**No Leak
Warranty**

For complete information visit
thenoleakskylight.com

VELUX flashing
required

Sample ordering code:
Order without blinds

VS - C01 - 2004
Model Size Product code

VS Size code													
			C01	C04	C06	C08	M02	M04	M06	M08	S01	S06	
Outside frame (W" x H")			21 1/2 x 27 3/8	21 1/2 x 38 3/8	21 1/2 x 46 1/4	21 1/2 x 54 15/16	30 9/16 x 30 1/2	30 9/16 x 38 3/8	30 9/16 x 46 1/4	30 9/16 x 54 15/16	44 3/4 x 27 3/8	44 3/4 x 46 1/4	
Rough opening / Finished frame (W" x H")			21 x 26 7/8	21 x 37 7/8	21 x 45 3/4	21 x 54 7/16	30 1/16 x 30	30 1/16 x 37 7/8	30 1/16 x 45 3/4	30 1/16 x 54 7/16	44 1/4 x 26 7/8	44 1/4 x 45 3/4	

Price of a VS skylight

Clean, Quiet & Safe glass (For out of reach applications)

Clean



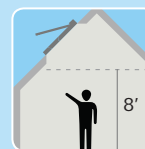
Features Neat® glass coating to keep your skylight cleaner longer, leaving skylights virtually spotless

Quiet



Reduce unwanted outside noise by up to 25% less than a standard double pane glass, and up to 50% less than a plastic skylight

Safe



VELUX recommends and building codes require laminated glass for out of reach applications

Glass type	Factory installed blinds available	Product code	C01	C04	C06	C08	M02	M04	M06	M08	S01	S06	Delivery
Laminated LowE3	Yes	2004	•	•	•	•	•	•	•	•	•	•	S
Laminated (Copper exterior finish)	No	2104	•	•	•	•	Call	•	•	•	•	•	D
Impact	No	2006	Call	•	•	•	Call	•	•	•	•	•	N
Snowload	No	2010	Call	•	•	•	Call	•	•	•	•	•	A
Stain grade wood interior (Laminated LowE3)	No	0004	Call	Call	•T	Call	Call	Call	•T	Call	Call	Call	N

For in reach applications

Glass type	Factory installed blinds available	Product code	C01	C04	C06	C08	M02	M04	M06	M08	S01	S06	Delivery
Tempered LowE3	Yes	2005	•	•	•	•	•	•	•	•	•	•	S

Flashing systems

VELUX flashing required for No Leak Warranty

Description	Roofing material	Roof pitch	Product code	C01	C04	C06	C08	M02	M04	M06	M08	S01	S06	Delivery
Step flashing with adhesive underlayment	Asphalt shingles, wood shakes or slate (up to 1/2" maximum thickness)	14° - 85°	EDL 0000B	•	•	•	•	•	•	•	•	•	•	S
Copper step flashing with adhesive underlayment	Asphalt shingles, wood shakes or slate (up to 1/2" maximum thickness) for copper cladding only	14° - 85°	EDL 0100B	•	•	•	•	•	•	•	•	•	•	D
High profile flashing with adhesive underlayment	Tile (over 3/4 inch thickness)	14° - 85°	EDW 0000A	•	•	•	•	•	•	•	•	•	•	S
Metal roof flashing with adhesive underlayment	Metal	14° - 85°	EDM 0000B	•	•	•	•	•	•	•	•	•	•	S
Biepack flashing	Counter flashing for deck mounted skylights		ECB 0000	•	•	•	•	•	•	•	•	•	•	S

Factory installed blinds for VS skylights

(Free installation with in-stock blinds)

Step 1: Select operation



Solar powered blinds

Add a factory installed blind for



Venetian manual blind*

Add a factory installed blind for

VS skylight factory installed blinds (solar and manual) are only available for the laminated LowE3 (2004) and tempered LowE3 (2005) product codes

*On the VS skylight, removal of the insect screen is required to operate or adjust the venetian blind.

Step 2: Select color and model

Room darkening - double pleated blinds

Solar code	White	Beige	Green	Charcoal	Grey
	CS00	CS01	CS42	CS41	CS43

Allow 2 to 4 business days for shipment.

Allow up to 13 business days for shipment.

- ✓ **Room darkening**
Blackout cloth with honeycomb structure.
- ✓ **Energy efficient**
Aluminum coating inside improves the insulation effect.
- ✓ **Sleek design**
Neat pleats and no visible cords.

Light filtering - single pleated blinds

Solar code	White	Classic sand	Cappuccino	Lovely latte	Misty brown
	FS00	FS01	FS33	FS32	FS31

Allow 2 to 4 business days for shipment.

Allow up to 13 business days for shipment.

- ✓ **Light dimming**
Softens incoming light.
- ✓ **Sleek design**
Neat pleats.

Venetian blinds (Manual only. On the VS skylight, removal of the insect screen is required to operate or adjust the venetian blind.)

Manual code	White
PA00	

Allow 2 to 4 business days for shipment.

- ✓ **Privacy and light control**
Simply tilt the slats in any direction to adjust the angle and amount of incoming light.
- ✓ **Moisture resistant and easy to clean**
The low-maintenance, moisture-resistant VELUX Venetian blind is perfect for bathrooms and kitchens.

Accessories page 30 - 31

Step 3: Calculate ordering code and price

Simply add the in-stock blind to the skylight

VS - C01 - 2004	+	CS00	=	Order Code
Model		Size code		Product code

Skylight price	+	Solar price	=	Total price
		Manual price		

Special order blinds available pages 29

New



Instant light shaft - ZZZ 234

- Works on all "box" type light shafts (Not flared)
- 16" standard depth (trim to actual on site)
- All other pieces are pre-cut to size to be site assembled
- 4" minimum spacing required around all sides if multiple skylights are installed

Must provide skylight size code when ordering.
Example order code: ZZZ 234 M02

Fixed deck mounted No Leak Skylight - FS

- Pre-finished white interior wood frame
- Aluminum or copper exterior finish
- Factory installed blinds available
- The No Leak Skylight carries the 10-year installation warranty


**No Leak
Warranty**

For complete information visit
thenoleakskylight.com

VELUX flashing
required

Sample ordering code:
Order without blinds

FS - A06 - 2004
Model Size Product code

FS Size code																		
		A06	C01	C04	C06	C08	C12	D26	D06	M02	M04	M06	M08	S01	S06			
Outside frame (W" x H")		15 1/4 x 46 1/4	21 1/2 x 27 3/8	21 1/2 x 38 3/8	21 1/2 x 46 1/4	21 1/2 x 54 15/16	21 1/2 x 70 3/4	23 3/4 x 23 7/16	23 3/4 x 46 1/4	30 9/16 x 30 1/2	30 9/16 x 38 3/8	30 9/16 x 46 1/4	30 9/16 x 54 15/16	44 3/4 x 27 3/8	44 3/4 x 46 1/4			
Rough opening / Finished frame (W" x H")		14 1/2 x 45 3/4	21 x 26 7/8	21 x 37 7/8	21 x 45 3/4	21 x 54 7/16	21 x 70 1/4	22 1/2 x 22 15/16	22 1/2 x 45 3/4	30 1/16 x 30	30 1/16 x 37 7/8	30 1/16 x 45 3/4	30 1/16 x 54 7/16	44 1/4 x 26 7/8	44 1/4 x 45 3/4			

Price of a FS skylight

Clean, Quiet & Safe glass (For out of reach applications)

Clean



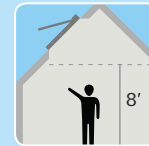
Features Neat® glass coating to keep your skylight cleaner longer, leaving skylights virtually spotless

Quiet



Reduce unwanted outside noise by up to 25% less than a standard double pane glass, and up to 50% less than a plastic skylight

Safe



VELUX recommends and building codes require laminated glass for out of reach applications

Glass type	Factory installed blinds available	Product code	A06	C01	C04	C06	C08	C12	D26	D06	M02	M04	M06	M08	S01	S06	Delivery
Laminated LowE3	Yes	2004	•	•	•	•	•	•	•	•	•	•	•	•	•	•	S
Laminated (Copper exterior finish)	No	2104	•	•	•	•	•	•	Call	Call	•	•	•	•	•	•	D
Impact	"T" Only	2006	•	•	•	•	•	N/A	•T	•T	•	•	•	•	•	•	N
Snowload	No	2010	•	•	•	•	•	Call	Call	Call	•	•	•	•	•	•	A
Stain grade wood interior (Laminated LowE3)	No	0004	Call	Call	•T	•T	Call	Call	Call	Call	Call	Call	•T	Call	Call	Call	N

For in reach applications

Glass type	Factory installed blinds available	Product code	A06	C01	C04	C06	C08	C12	D26	D06	M02	M04	M06	M08	S01	S06	Delivery
Tempered LowE3	Yes	2005	•	•	•	•	•	•	•	•	•	•	•	•	•	•	S

Flashing systems

VELUX flashing required for No Leak Warranty

Description	Roofing material	Roof pitch	Product code	A06	C01	C04	C06	C08	C12	D26	D06	M02	M04	M06	M08	S01	S06	Delivery
Step flashing with adhesive underlayment	Asphalt shingles, wood shakes or slate (up to 1/2" maximum thickness)	14°- 85°	EDL 0000B	•	•	•	•	•	•	•	•	•	•	•	•	•	•	S
Copper step flashing with adhesive underlayment	Asphalt shingles, wood shakes or slate (up to 1/2" maximum thickness) for copper cladding only	14°- 85°	EDL 0100B	•	•	•	•	•	•	•	•	•	•	•	•	•	•	D
High profile flashing with adhesive underlayment	Tile (over 3/4 inch thickness)	14°- 85°	EDW 0000A	N/A	•	•	•	•	•	•	•	•	•	•	•	•	•	S
Metal roof flashing with adhesive underlayment	Metal	14°- 85°	EDM 0000B	•	•	•	•	•	•	•	•	•	•	•	•	•	•	S
Bi-pack flashing	Counter flashing for deck mounted skylights		ECB 0000	N/A	•	•	•	•	N/A	N/A	N/A	•	•	•	•	•	•	S

Factory installed blinds for FS skylights

(Free installation with in-stock blinds)

Step 1: Select operation

Solar powered blinds

Add a factory installed blind for



30%
Federal tax credit on solar blinds

Manual blinds

Add a factory installed blind for



Solar blinds are not available for size A06

FS skylight factory installed blinds (solar and manual) are only available for the laminated LowE3 (2004) and tempered LowE3 (2005) and impact (2006 "T" only) product codes

Step 2: Select color and model

Room darkening - double pleated blinds

	White	Beige	Green	Charcoal	Grey
Solar code	CS00	CS01	CS42	CS41	CS43
Manual code	CH00	CH01	CH42	CH41	CH43

Allow 2 to 4 business days for shipment.

Allow up to 13 business days for shipment.

- Room darkening**
Blackout cloth with honeycomb structure.
- Energy efficient**
Aluminum coating inside improves the insulation effect.
- Sleek design**
Neat pleats and no visible cords.

Light filtering - single pleated blinds

	White	Classic sand	Cappuccino	Lovely latte	Misty brown
Solar code	FS00	FS01	FS33	FS32	FS31
Manual code	FH00	FH01	FH33	FH32	FH31

Allow 2 to 4 business days for shipment.

Allow up to 13 business days for shipment.

- Light dimming**
Softens incoming light.
- Sleek design**
Neat pleats.

Venetian blinds (Manual only)

	White
Manual code	PA00

Allow 2 to 4 business days for shipment.

- Privacy and light control**
Simply tilt the slats in any direction to adjust the angle and amount of incoming light.
- Moisture resistant and easy to clean**
The low-maintenance, moisture-resistant VELUX Venetian blind is perfect for bathrooms and kitchens.

New Introducing new special order Blind Size C12
Available in all pleated colors.

Accessories page 30 - 31

Step 3: Calculate ordering code and price

Simply add the in-stock blind to the skylight

FS - C01 - 2004 + CS00 = Order Code

Model Size code Product code Blind code

Skylight price + Solar price / Manual price = Total price

Special order blinds available pages 29

New



Instant light shaft - ZZZ 234

- Works on all "box" type light shafts (Not flared)
- 16" standard depth (trim to actual on site)
- All other pieces are pre-cut to size to be site assembled
- 4" minimum spacing required around all sides if multiple skylights are installed


Must provide skylight size code when ordering.
Example order code: ZZZ 234 M02

New



Instant light shaft

Ready-made skylight liner for easy and airtight completion on deck mounted skylights
(Model ZZZ 234)



The VELUX Instant Light Shaft simplifies the installation of a skylight by eliminating the time and costs associated with the construction of a traditional drywall light shaft.

1. Prefabricated light shaft assembly kit
2. Assemble moulding
3. Install mounting clips to skylight drywall groove
4. Measure and cut panels to proper depth and join to moulding
5. Align assembled light shaft to mounting clips and click to install

- No drywall, spackling, sanding and painting needed
- Works on all "box" type light shafts (Not flared)
- 16" standard depth (trim to actual on site)
- All other pieces are pre-cut to size to be site assembled
- 4" minimum spacing required around all sides if multiple skylights are installed

Smaller sizes: C01, C04, C06, C08, C12

Bigger sizes: M02, M04, M06, M08, S01, S06

Must provide skylight size code when ordering.

Example: ZZZ 234 M02

New



Replacement kits for FS and VS

This replacement kit will be available for all sizes of VS and most FS* skylights. This will allow the installer to use a standard size VELUX VS or FS skylight on a non-standard opening while minimizing the amount of interior trim work needed.

Replacement kit contents:

1. 4 pre-cut drywall groove filler pieces minimizes interior trim work needed.
2. 4 structural mounting brackets allows skylight to be used in applications with an oversized rough opening.

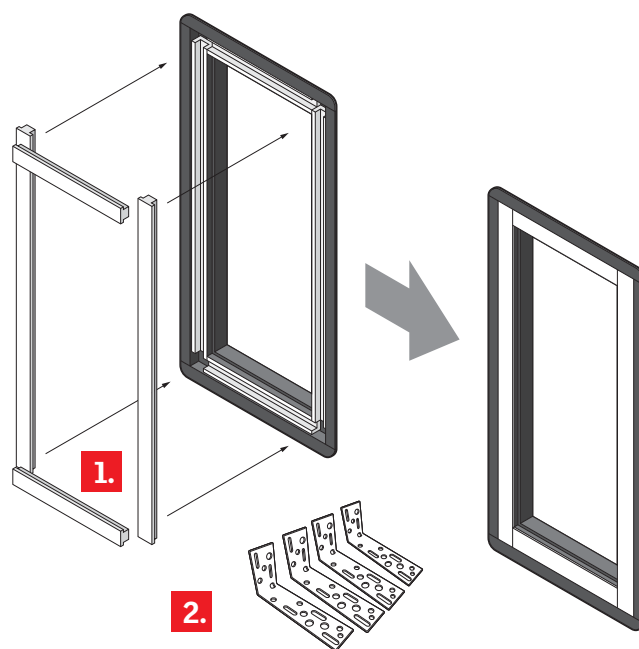
Replacement kit (ZZZ 238)

Sizes: C01, C04, C06, C08, D06, D26, M02, M04, M06, M08, S01, S06

Must provide skylight size code when ordering.











Example: ZZZ 238 M02

* Excluding FS A06, FS C12



Top hinged roof windows - GPU*





- Opens to a 45° angle to satisfy egress requirements for emergency escape (MK06, MK08, PK10, SK06, UK08 only)

Size code			15° - 55° 3:12 - 17:12									
				CK04	CK06	MK04	MK06	MK08	PK10	SK06	UK08	
Outside frame	(W-in. x H-in.)			21 5/8 x 38 1/2	21 5/8 x 46 3/8	30 3/4 x 38 1/2	30 3/4 x 46 3/8	30 3/4 x 55	37 1/8 x 63	44 7/8 x 46 3/8	52 3/4 x 55 1/16	
Rough opening	(W-in. x H-in.)			22 1/8 x 39	22 1/8 x 46 7/8	31 1/4 x 39	31 1/4 x 46 7/8	31 1/4 x 55 1/2	37 5/8 x 63 1/2	45 3/8 x 46 7/8	53 1/4 x 55 1/2	
Glass type	Exterior finish	Product code		CK04	CK06	MK04	MK06	MK08	PK10	SK06	UK08	Delivery
Laminated	Aluminum	0060R		•	•	•	•	•	•	•	•	T
Description	Roofing Material	Roof pitch	Product code	CK04	CK06	MK04	MK06	MK08	PK10	SK06	UK08	Delivery
Step flashing	Asphalt shingles, wood shakes or slate (up to 1/2 inch maximum thickness)	15° - 55°	EDL 0000	•	•	•	•	•	•	•	•	T
High profile flashing	Tile (over 3/4 inch thickness)	15° - 55°	EDW 0000	•	•	•	•	•	•	•	•	T
Blinds		Product code		CK04	CK06	MK04	MK06	MK08	PK10	SK06	UK08	Delivery
White, manually operated, room darkening - double pleated blinds	FHC 1045S			•	•	•	•	•	•	•	•	T
White, manually operated, light filtering - single pleated blinds	FHL 1016			•	•	•	•	•	•	•	•	T
Venetian blinds, manually operated	PAL 7001S			•	•	•	•	•	•	•	•	T
Insect screen	ZIL 8888			•	•	•	•	•	•	•	•	T

Roof access windows - GXU

Special order blinds available page 29




- Swings open to a 87.5° angle to satisfy egress requirements for emergency escape (FK06 only)

Size code			15° - 85° 3:12 - 137:12			
				CK06	FK06	
Outside frame	(W-in. x H-in.)			21 5/8 x 46 3/8	26 x 46 3/8	
Rough opening	(W-in. x H-in.)			22 1/8 x 46 7/8	26 1/2 x 46 7/8	
Glass type	Exterior finish	Product code		CK06	FK06	Delivery
Laminated	Aluminum	•		•	•	T
Description	Roofing Material	Roof pitch	Product code	CK06	FK06	Delivery
Step flashing	Asphalt shingles, wood shakes or slate (up to 1/2 inch maximum thickness)	15° - 85°	EDL 0000	•	•	T
High profile flashing	Tile (over 3/4 inch thickness)	15° - 85°	EDW 0000	•	•	T
Blinds		Product code		CK06	FK06	Delivery
White, manually operated, room darkening - double pleated blinds	FHC 1045S			•	•	T
White, manually operated, light filtering - single pleated blinds	FHL 1016			•	•	T
Venetian blinds, manually operated	PAL 7001S			•	•	T
Insect screen	ZIL 8888			•	•	T

Balcony roof windows - GDL CABRIO™

Special order blinds available page 29


- Dual-sash operation: Top opens for ventilation and bottom opens outward to create a roof balcony

Size code			35.25° - 53° 8.5:12 - 15:12		
				PK19	
Outside frame	(W-in. x H-in.)			37 1/16 x 99 1/4	
Rough opening	(W-in. x H-in.)			39 3/8 x 101	
Glass type	Exterior finish	Product code		PK19	Delivery
Laminated/Aluminum	Aluminum	3066G		•	T
Description	Roofing material	Product code		PK19	Delivery
Step flashing	Asphalt shingles, wood shakes or slate (up to 1/2 inch maximum thickness)	EDL PK19 0000		•	T
High profile flashing	Tile (over 3/4 inch thickness)	EDW PK19 0000		•	T
Blinds		Product code		PK19	Delivery
Top & Bottom - White, manually operated, room darkening-double pleated blinds	FHC PK19 SD1045S			•*	T
Top & Bottom - White, manually operated, light filtering-single pleated blinds	FHL PK19 SD1016S			•*	T

Center-Pivot roof windows - GGU*

- Comfortable and easy to use top control bar


Special order blinds available page 29









Size code																				
			CK02	CK04	CK06	FK04	FK06	FK08	MK04	MK06	MK08	MK10	PK06	PK08	PK10	SK06	SK08	UK04	UK08	
Outside frame	(W-in. x H-in.)	21 ⁵ / ₈ x 30 ³ / ₈	21 ⁵ / ₈ x 38 ¹ / ₂	21 ⁵ / ₈ x 46 ³ / ₈	26 x 38 ¹ / ₂	26 x 46 ³ / ₈	26 x 55	30 ³ / ₄ x 38 ¹ / ₂	30 ³ / ₄ x 46 ³ / ₈	30 ³ / ₄ x 55	30 ³ / ₄ x 63	37 ⁵ / ₈ x 46 ³ / ₈	37 ⁵ / ₈ x 55	37 ⁵ / ₈ x 63	44 ⁷ / ₈ x 46 ³ / ₈	44 ⁷ / ₈ x 55	52 ³ / ₄ x 38 ¹ / ₂	52 ³ / ₄ x 55 ¹ / ₁₆		
Rough opening	(W-in. x H-in.)	22 ¹ / ₈ x 31 ¹ / ₈	22 ¹ / ₈ x 39	22 ¹ / ₈ x 46 ⁷ / ₈	26 ¹ / ₂ x 39	26 ¹ / ₂ x 46 ⁷ / ₈	26 ¹ / ₂ x 55 ¹ / ₂	31 ¹ / ₄ x 39	31 ¹ / ₄ x 46 ⁷ / ₈	31 ¹ / ₄ x 55 ¹ / ₂	31 ¹ / ₄ x 63 ¹ / ₂	37 ⁵ / ₈ x 46 ⁷ / ₈	37 ⁵ / ₈ x 55 ¹ / ₂	37 ⁵ / ₈ x 63 ¹ / ₂	45 ³ / ₈ x 46 ⁷ / ₈	45 ³ / ₈ x 55 ¹ / ₂	53 ¹ / ₄ x 39	53 ¹ / ₄ x 55 ¹ / ₂		
Glass type	Exterior finish	Product code	CK02	CK04	CK06	FK04	FK06	FK08	MK04	MK06	MK08	MK10	PK06	PK08	PK10	SK06	SK08	UK04	UK08	Delivery
Safety Glass	Aluminum	0060R	•	•	•	•	•	•	•	•	•	•	•	•	•	•	•	•	•	N
Description	Roof pitch	Product code	CK02	CK04	CK06	FK04	FK06	FK08	MK04	MK06	MK08	MK10	PK06	PK08	PK10	SK06	SK08	UK04	UK08	Delivery
Step flashing	15°- 90°	EDL 0000	•	•	•	•	•	•	•	•	•	•	•	•	•	•	•	•	•	N
Blinds		Product code	CK02	CK04	CK06	FK04	FK06	FK08	MK04	MK06	MK08	MK10	PK06	PK08	PK10	SK06	SK08	UK04	UK08	Delivery
White, manually operated, room darkening - double pleated blinds		FHC 1045S	•N	•	•	•N	•	•	•N	•	•	•N	•N	•N	•	•	•N	•N	•	T
White, manually operated, light filtering - single pleated blinds		FHL 1016	•N	•	•	•N	•	•	•N	•	•	•N	•N	•N	•	•	•N	•N	•	T
Venetian Blinds, manually operate		PAL 7001S	•	•	•	•	•	•	•	•	•	•	•	•	•	•	•	•	•	T
Insect screen		ZIL 8888	•N	•	•	•N	•	•	•N	•	•	•N	•N	•N	•	•	•N	•N	•	T

Deck mounted skylight COMBI-FLASHING™ - EKL / EKW

- Must specify vertical gutter spacing when ordering. May be from 2.5-in. to 12-in. in 1/2-in. increments. Combi-flashings with gutters 8-in. or wider have additional charges. Call for more COMBI-FLASHING™ options and pricing.
- Type EKL works with groupings on low-profile roofing materials such as shingles and shakes.
- Type EKW works with groupings on high-profile roofing materials such as tile or corrugated metal roofing. Only 4-in. spacing is available.
- Many other combinations can be made beyond what is listed in the pricing chart below. Call customer service for more information.
- Only the 2.5-in., 3-in., 3.5-in. and 4-in. gutters will be stocked; all other widths are special order only and carry a 15-day production time.


 14° - 85°
 3:12 - 137:12



Size code		C01	C04	C06	C08	C12	M02	M04	M06	M08	S01	S06	Delivery
1 by 2 flashing configuration		\$	\$	\$	\$	\$	\$	\$	\$	\$	\$	\$	Delivery
	EKL Low profile	•	•	•	•	•	•	•	•	•	•	•	T
1 by 3 flashing configuration		\$	\$	\$	\$	\$	\$	\$	\$	\$	\$	\$	Delivery
	EKL Low profile	•	•	•	•	•	•	•	•	•	•	•	T
2 by 1 flashing configuration		\$	\$	\$	\$	\$	\$	\$	\$	\$	\$	\$	Delivery
	EKL Low profile	•	•	•	•	•	•	•	•	•	•	•	T
	EKW High profile	Call	Call	Call	Call	N/A	Call	Call	Call	Call	Call	Call	T
2 by 2 flashing configuration		\$	\$	\$	\$	\$	\$	\$	\$	\$	\$	\$	Delivery
	EKL Low profile	•	•	•	•	•	•	•	•	•	•	•	T
2 by 3 flashing configuration		\$	\$	\$	\$	\$	\$	\$	\$	\$	\$	\$	Delivery
	EKL Low profile	•	•	•	•	•	•	•	•	•	•	•	T
3 by 1 flashing configuration		\$	\$	\$	\$	\$	\$	\$	\$	\$	\$	\$	Delivery
	EKL Low profile	•	•	•	•	•	•	•	•	•	•	•	T
	EKW High profile	Call	Call	Call	N/A	N/A	Call	Call	Call	Call	Call	Call	T
3 by 2 flashing configuration		\$	\$	\$	\$	\$	\$	\$	\$	\$	\$	\$	Delivery
	EKL Low profile	•	•	•	•	•	•	•	•	•	•	•	T
4 by 1 flashing configuration		\$	\$	\$	\$	\$	\$	\$	\$	\$	\$	\$	Delivery
	EKL Low profile	•	•	•	•	•	•	•	•	•	•	•	T
	EKW High profile	Call	Call	Call	N/A	N/A	Call	Call	Call	Call	Call	Call	T

Note: Large orders may require longer lead times. Combi-flashings are not available for models FCM, VCM, VCE, QPF or VCS. VSS only available in side-by-side applications

*Cladding pieces are not included in the flashing kit box and must be purchased separately.

Solar powered "Fresh Air" curb mounted No Leak Skylight - VCS

Eligible for a
30%
Federal tax credit

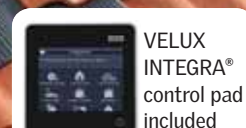
Receive an average of \$850* on product and installation with federal tax credit eligibility.

The No Leak Skylight™
• No Leak Promise • No Worries
(10-year installation warranty)

Clean, Quiet & Safe glass

Rain sensor

Solar powered



Sample ordering code:
Order without blinds

VCS - 2222 - 2004
Model Size Product code

VCS Size code		 0° - 60° 0:12 - 20:12							
		2222	2234	2246	3030	3046	3434	4622	4646
Inside curb	(W" x H")	22 1/2 x 22 1/2	22 1/2 x 34 1/2	22 1/2 x 46 1/2	30 1/2 x 30 1/2	30 1/2 x 46 1/2	34 1/2 x 34 1/2	46 1/2 x 22 1/2	46 1/2 x 46 1/2
Outside curb	(W" x H")	25 1/2 x 25 1/2	25 1/2 x 37 1/2	25 1/2 x 49 1/2	33 1/2 x 33 1/2	33 1/2 x 49 1/2	37 1/2 x 37 1/2	49 1/2 x 25 1/2	49 1/2 x 49 1/2
Maximum skylight clearance	(W" x H")	26 9/16 x 26 9/16	26 9/16 x 38 9/16	26 9/16 x 50 9/16	34 9/16 x 34 9/16	34 9/16 x 50 9/16	38 9/16 x 38 9/16	50 9/16 x 26 9/16	50 9/16 x 50 9/16

Price of a VCS skylight

Clean, Quiet & Safe glass (For out of reach applications)											
Clean Features Neat® glass coating to keep your skylight cleaner longer, leaving skylights virtually spotless			Quiet Reduce unwanted outside noise by up to 25% less than a standard double pane glass, and up to 50% less than a plastic skylight			Safe VELUX recommends and building codes require laminated glass for out of reach applications					
Glass type	Factory installed blinds available	Product code	2222	2234	2246	3030	3046	3434	4622	4646	Delivery
Laminated LowE3	Yes	2004	•	•	•	•	•	•	•	•	S
Impact	"T" Only	2006	•T	•	•T	•	•	•	N/A	N/A	N
White Laminated	No	2008	•B	•	•B	•	•	•	•	•B	N

Flashing systems

VELUX flashing required for No Leak Warranty

Description	Roofing material	Roof pitch	Product code	2222	2234	2246	3030	3046	3434	4622	4646	Delivery
Step flashing with adhesive underlayment	Asphalt shingles, wood shakes and flat tile (under 3/4 inch thickness)	10°-60°	ECL 0000C	•	•	•	•	•	•	•	•	S
High profile flashing with adhesive underlayment	Tile (over 3/4 inch thickness)	14°-60°	ECW 0000C	•	•	•	•	•	•	•	•	S

Factory installed blinds for VCS skylights

(Free installation with in-stock blinds)




VCS skylight factory installed blinds are only available for the laminated LowE3 (2004) and impact (2006 "T" only) product codes

Step 1: Select color and model



Room darkening - double pleated blinds



Solar code

Allow 2 to 4 business days for shipment.

Allow up to 13 business days for shipment.


✓ **Room darkening**
Blackout cloth with honeycomb structure.

✓ **Energy efficient**
Aluminum coating inside improves the insulation effect.

✓ **Sleek design**
Neat pleats and no visible cords.



Light filtering - single pleated blinds



Solar code

Allow 2 to 4 business days for shipment.

Allow up to 13 business days for shipment.

✓ **Light dimming**
Softens incoming light.

✓ **Sleek design**
Neat pleats.

Step 2: Calculate ordering code and price

Simply add the in-stock blind to the skylight

VCS	-	2222	-	2004	+	CS00	=	Order Code
Model		Size code		Product code		Blind code		

Skylight price	+	Solar price	=	Total price
----------------	---	-------------	---	-------------



Special order blinds available pages 29

Need answers before you buy?

- Room darkening or light filtering blinds
- Flashing needed
- Tech specs

veluxusa.com

1-800-888-3589



Electric "Fresh Air" curb mounted No Leak Skylight - VCE

- Package includes VELUX INTEGRA® control pad and insect screen
- Rain sensors automatically close the window
- White, maintenance free interior frame and sash
- Single 20' hard wire connects to a standard junction box
- Factory installed blinds available
- The No Leak Skylight carries the 10-year installation warranty

**No Leak
Warranty**

For complete information visit
thenoleakskylight.com

VELUX flashing
required

Factory installed blinds available

(Free installation with in-stock blinds)

Sample ordering code:
Order without blinds

VCE - 2222 - 2004
Model Size code Product code

VCE Size code									
			2222	2234	2246	3030	3046	3434	4646
Inside curb	(W" x H")		22 1/2 x 22 1/2	22 1/2 x 34 1/2	22 1/2 x 46 1/2	30 1/2 x 30 1/2	30 1/2 x 46 1/2	34 1/2 x 34 1/2	46 1/2 x 46 1/2
Outside curb	(W" x H")		25 1/2 x 25 1/2	25 1/2 x 37 1/2	25 1/2 x 49 1/2	33 1/2 x 33 1/2	33 1/2 x 49 1/2	37 1/2 x 37 1/2	49 1/2 x 49 1/2
Maximum skylight clearance	(W" x H")		26 9/16 x 26 9/16	26 9/16 x 38 9/16	26 9/16 x 50 9/16	34 9/16 x 34 9/16	34 9/16 x 50 9/16	38 9/16 x 38 9/16	50 9/16 x 50 9/16

Price of a VCE skylight

Clean, Quiet & Safe glass (For out of reach applications)										
Clean Features Neat® glass coating to keep your skylight cleaner longer, leaving skylights virtually spotless			Quiet Reduce unwanted outside noise by up to 25% less than a standard double pane glass, and up to 50% less than a plastic skylight			Safe VELUX recommends and building codes require laminated glass for out of reach applications				
Glass type	Factory installed blinds available	Product code	2222	2234	2246	3030	3046	3434	4646	Delivery
Laminated LowE3	Yes	2004	•	•	•	•	•	•	•	S
Impact	No	2006	Not available with factory installed blinds. Please call for pricing and availability.							N
White laminated	No	2008	Not available with factory installed blinds. Please call for pricing and availability.							N

Accessories page 30 - 31

Flashing systems

VELUX flashing required for No Leak Warranty

Description	Roofing material	Roof pitch	Product code	2222	2234	2246	3030	3046	3434	4646	Delivery
Step flashing with adhesive underlayment	Asphalt shingles, wood shakes and flat tile (under 3/4 inch thickness)	10°-60°	ECL 0000C	•	•	•	•	•	•	•	S
High profile flashing with adhesive underlayment	Tile (over 3/4 inch thickness)	14°-60°	ECW 0000C	•	•	•	•	•	•	•	S

Factory installed blinds for **VCE** skylights


(Free installation with in-stock blinds)



Step 1: Select color and model



Room darkening - double pleated blinds



Solar code

Allow 2 to 4 business days for shipment.

Allow up to 13 business days for shipment.


✓ **Room darkening**
Blackout cloth with honeycomb structure.

✓ **Energy efficient**
Aluminum coating inside improves the insulation effect.

✓ **Sleek design**
Neat pleats and no visible cords.



Light filtering - single pleated blinds



Solar code

Allow 2 to 4 business days for shipment.

Allow up to 13 business days for shipment.

✓ **Light dimming**
Softens incoming light.

✓ **Sleek design**
Neat pleats.

Step 2: Calculate ordering code and price

Simply add the in-stock blind to the skylight

VCS	-	2222	-	2004	+	CS00	=	Order Code
Model		Size code		Product code		Blind code		

Skylight price	+	Solar price	=	Total price
----------------	---	-------------	---	-------------



Special order blinds available pages 29

Need answers before you buy?

- Room darkening or light filtering blinds
- Flashing needed
- Tech specs

veluxusa.com

1-800-888-3589



"Fresh Air" curb mounted No Leak Skylight - VCM

- Package includes operator hook and insect screen
- Out-of-reach rod and in reach crank handle are sold separately
- White, maintenance free interior frame and sash
- Can be installed flat at a 0° roof pitch
- Aluminum exterior finish
- Factory installed blinds available
- The No Leak Skylight carries the 10-year installation warranty




Sample ordering code:
Order without blinds

VCM - 2222 - 2004		
Model	Size	Product code



VCM Size code		2222	2234	2246	3030	3046	3434	4646
Inside curb (W" x H")		22 1/2 x 22 1/2	22 1/2 x 34 1/2	22 1/2 x 46 1/2	30 1/2 x 30 1/2	30 1/2 x 46 1/2	34 1/2 x 34 1/2	46 1/2 x 46 1/2
Outside curb (W" x H")		25 1/2 x 25 1/2	25 1/2 x 37 1/2	25 1/2 x 49 1/2	33 1/2 x 33 1/2	33 1/2 x 49 1/2	37 1/2 x 37 1/2	49 1/2 x 49 1/2
Maximum skylight clearance (W" x H")		26 9/16 x 26 9/16	26 9/16 x 38 9/16	26 9/16 x 50 9/16	34 9/16 x 34 9/16	34 9/16 x 50 9/16	38 9/16 x 38 9/16	50 9/16 x 50 9/16

Price of a VCM skylight

Clean, Quiet & Safe glass (For out of reach applications)										
Clean  Features Neat® glass coating to keep your skylight cleaner longer, leaving skylights virtually spotless			Quiet  Reduce unwanted outside noise by up to 25% less than a standard double pane glass, and up to 50% less than a plastic skylight			Safe  VELUX recommends and building codes require laminated glass for out of reach applications				
Glass type	Factory installed blinds available	Product code	2222	2234	2246	3030	3046	3434	4646	Delivery
Laminated LowE3	Yes	2004	•	•	•	•	•	•	•	S
Impact	No	2006	Please call for pricing and availability							N
White laminated	No	2008	•A	Call	•A	Call	Call	Call	•A	N

For in reach applications

Glass type	Factory installed blinds available	Product code	2222	2234	2246	3030	3046	3434	4646	Delivery
Tempered LowE3	Yes	2005	•	•	•	•	•	•	•	T

Accessories page 30 - 31

Flashing systems

VELUX flashing required for No Leak Warranty

Description	Roofing material	Roof pitch	Product code	2222	2234	2246	3030	3046	3434	4646	Delivery
Step flashing with adhesive underlayment	Asphalt shingles, wood shakes and flat tile (under 3/4 inch thickness)	10°-60°	ECL 0000C	•	•	•	•	•	•	•	S
High profile flashing with adhesive underlayment	Tile (over 3/4 inch thickness)	14°-60°	ECW 0000C	•	•	•	•	•	•	•	S

Factory installed blinds for **VCM** skylights

(Free installation with in-stock blinds)

Solar powered blinds

Add a factory installed blind for

30%

Federal tax credit on solar blinds

VCM skylight factory installed blinds are only available for the laminated LowE3 (2004) and tempered LowE3 (2005) product codes

Step 1: Select color and model



Room darkening - double pleated blinds




White

CS00




Beige

CS01




Green

CS42



Charcoal

CS41



Grey

CS43

Allow 2 to 4 business days for shipment.

Allow up to 13 business days for shipment.



Room darkening

Blackout cloth with honeycomb structure.



Energy efficient

Aluminum coating inside improves the insulation effect.



Sleek design

Neat pleats and no visible cords.




Light filtering - single pleated blinds




White

FS00




Classic sand

FS01



Cappuccino

FS33



Lovely latte

FS32



Misty brown

FS31

Allow 2 to 4 business days for shipment.

Allow up to 13 business days for shipment.



Light dimming

Softens incoming light.



Sleek design

Neat pleats.

Step 2: Calculate ordering code and price

Simply add the in-stock blind to the skylight

VCM	-	2222	-	2004	+	CS00	=	Order Code
Model		Size code		Product code		Blind code		

Skylight price	+	Solar price	=	Total price
----------------	---	-------------	---	-------------



Special order blinds available pages 29

Need answers before you buy?

- Room darkening or light filtering blinds
- Flashing needed
- Tech specs

veluxusa.com

1-800-888-3589



Fixed curb mounted No Leak Skylight - FCM

- Maintenance free frame
- No designated top, bottom or sides - can be installed in any direction
- White laminated glass available for applications where diffused lighting is required
- Factory installed blinds available

**No Leak
Warranty**

For complete information visit
thenoleakskylight.com

VELUX flashing
required

Sample ordering code:

Order without blinds

FCM - 1430 - 0004

Model Size Product code

Size code		1430	1446	2222	2230	2234	2246	2270	3030	3046	3434	3446	4646
Inside curb (W" x H")		14 1/2 x 30 1/2	14 1/2 x 46 1/2	22 1/2 x 22 1/2	22 1/2 x 30 1/2	22 1/2 x 34 1/2	22 1/2 x 46 1/2	22 1/2 x 70 1/2	30 1/2 x 30 1/2	30 1/2 x 46 1/2	34 1/2 x 34 1/2	34 1/2 x 46 1/2	46 1/2 x 46 1/2
Outside curb (W" x H")		17 1/2 x 33 1/2	17 1/2 x 49 1/2	25 1/2 x 25 1/2	25 1/2 x 33 1/2	25 1/2 x 37 1/2	25 1/2 x 49 1/2	25 1/2 x 73 1/2	33 1/2 x 33 1/2	33 1/2 x 49 1/2	37 1/2 x 37 1/2	37 1/2 x 49 1/2	49 1/2 x 49 1/2
Maximum skylight clearance (W" x H")		18 5/8 x 34 5/8	18 5/8 x 50 5/8	26 5/8 x 26 5/8	26 5/8 x 34 5/8	26 5/8 x 38 5/8	26 5/8 x 50 5/8	26 5/8 x 74 5/8	34 5/8 x 34 5/8	34 5/8 x 50 5/8	38 5/8 x 38 5/8	38 5/8 x 50 5/8	50 5/8 x 50 5/8

Price of a FCM skylight

Can be installed in any direction

Clean, Quiet & Safe glass (For out of reach applications)

Clean



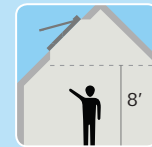
Features Neat® glass coating to keep your skylight cleaner longer, leaving skylights virtually spotless

Quiet



Reduce unwanted outside noise by up to 25% less than a standard double pane glass, and up to 50% less than a plastic skylight

Safe



VELUX recommends and building codes require laminated glass for out of reach applications

Glass type	Factory installed blinds available	Product code	1430	1446	2222	2230	2234	2246	2270	3030	3046	3434	3446	4646	Delivery
Laminated LowE3	Yes	0004	•T	•T	•	•	•	•	•	•	•	•	•	•	S
Impact	"T" Only	0006	Call	Call	•T	Call	Call	•T	Call	Call	Call	Call	Call	•T	N
White laminated	No	0008	Call	Call	•B	Call	Call	•B	•B	Call	Call	•B	Call	•B	N

For in reach applications

Glass type	Factory installed blinds available	Product code	1430	1446	2222	2230	2234	2246	2270	3030	3046	3434	3446	4646	Delivery
Tempered LowE3	Yes	0005	•	•	•	•	•	•	•	•	•	•	N/A	•	S

Flashing systems

Accessories page 30 - 31

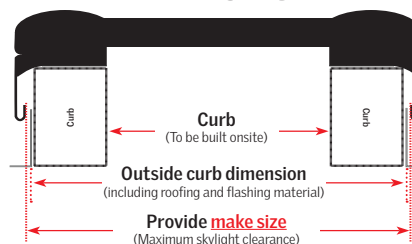
VELUX flashing required for No Leak Warranty

Description	Roofing material	Roof pitch	Product code	1430	1446	2222	2230	2234	2246	2270	3030	3046	3434	4646	Delivery
Step flashing with adhesive underlayment	Asphalt shingles, wood shakes and flat tile (under 3/4 inch thickness)	10°-60°	ECL 0000C	•	•	•	•	•	•	•	•	•	•	•	S
High profile flashing with adhesive underlayment	Tile (over 3/4 inch thickness)	14°-60°	ECW 0000C	•	•	•	•	•	•	•	•	•	•	•	S

Custom size fixed curb mounted skylights - Custom FCM



Custom size



Make size (W" x L")	Width 18 1/4 To 50 1/4
Height 18 1/4 To 72	Now delivered in 12 days or less
Height 72 1/4 To 76 1/2	Now delivered in 20 days or less

We require maximum skylight clearance dimensions in 1/4" increments (0, 1/4, 1/2, 3/4) for width and height.

Note: Custom size flashing kits and custom size blinds are not available.
Note: Some specialty glass options require longer lead times.

Please call for pricing and availability. 1-800-888-3589

Factory installed blinds not available

Factory installed blinds for **FCM** skylights

(Free installation with in-stock blinds and **accessory tray**)

Step 1: Select operation

Solar powered blinds *

Add a factory installed blind for

*Accessory tray included



30%
Federal tax credit on solar blinds

Blinds are not available for sizes 1430 and 1446

FCM skylight factory installed blinds (solar and manual) are only available for the laminated LowE3 (0004) and tempered LowE3 (0005) and Impact (0006 "T" only) product codes

Manual blinds *

Add a factory installed blind for







*Accessory tray included



Blinds are not available for sizes 1430 and 1446

Step 2: Select color and model

Room darkening - double pleated blinds







	White	Beige	Green	Charcoal	Grey
					
Solar code	CS00	CS01	CS42	CS41	CS43
Manual code	CH00	CH01	CH42	CH41	CH43
	Allow 2 to 4 business days for shipment.		Allow up to 13 business days for shipment.		

✓ **Room darkening**
Blackout cloth with honeycomb structure.

✓ **Energy efficient**
Aluminum coating inside improves the insulation effect.

✓ **Sleek design**
Neat pleats and no visible cords.



Light filtering - single pleated blinds

	White	Classic sand	Cappuccino	Lovely latte	Misty brown
					
Solar code	FS00	FS01	FS33	FS32	FS31
Manual code	FH00	FH01	FH33	FH32	FH31
	Allow 2 to 4 business days for shipment.		Allow up to 13 business days for shipment.		

✓ **Light dimming**
Softens incoming light.

✓ **Sleek design**
Neat pleats.

Venetian blinds (Manual only)

	White
	
Manual code	PA00
	Allow 2 to 4 business days for shipment.

✓ **Privacy and light control**
Simply tilt the slats in any direction to adjust the angle and amount of incoming light.

✓ **Moisture resistant and easy to clean**
The low-maintenance, moisture-resistant VELUX Venetian blind is perfect for bathrooms and kitchens.

New Introducing new special order blind and accessory tray size 2270
Special order blind pricing will apply.

Step 3: Calculate ordering code and price

Simply add the in-stock blind to the skylight

FCM - 2222 - 2004 + CS00 = Order Code
Model Size code Product code Blind code

Skylight price + Solar price / Manual price = Total price

Special order blinds available
pages 29

Need answers before you buy?

- Room darkening or light filtering blinds
- Flashing needed
- Tech specs

veluxusa.com
1-800-888-3589










Self-flashed skylight -QPF




- Pre-finished white interior wood frame
- Pre-installed metal self-flashed designed for use with roofing sealant based installation on thin roofing materials like asphalt shingles
- Welded and painted flashing joints for strength and durability
- Factory installed blinds available

Sample ordering code:
Order without blinds

QPF - 2222 - 2004
Model Size Product code

QPF Size code	 14° - 60° 3:12 - 20:12	 2222	 2230	 2246	 3030	 3046	 4646
Outside flashing (W" x H")		24 3/16 x 24 3/16	24 3/16 x 32 3/16	24 3/16 x 48 3/16	32 3/16 x 32 3/16	32 3/16 x 48 3/16	48 3/16 x 48 3/16
Rough opening / Finished frame (W" x H")		22 1/2 x 22 1/2	22 1/2 x 30 1/2	22 1/2 x 46 1/2	30 1/2 x 30 1/2	30 1/2 x 46 1/2	46 1/2 x 46 1/2

Price of a QPF skylight

Clean, Quiet & Safe glass (For out of reach applications)									
Clean  Features Neat® glass coating to keep your skylight cleaner longer, leaving skylights virtually spotless		Quiet  Reduce unwanted outside noise by up to 25% less than a standard double pane glass, and up to 50% less than a plastic skylight		Safe  VELUX recommends and building codes require laminated glass for out of reach applications					
Glass type	Factory installed blinds available	Product code	2222	2230	2246	3030	3046	4646	Delivery
Laminated LowE3	Yes	2004	•	•	•	•	•	•	S
Impact	"T" Only	2006	•T	•	•T	•	•	•T	N
White laminated	No	2008	Please call for pricing and availability						N

For in reach applications

Glass type	Factory installed blinds available	Product code	2222	2230	2246	3030	3046	4646	Delivery
Tempered LowE3	Yes	2005	•	•	•	•	•	•	S

Accessories page 30 - 31

Factory installed blinds for QPF skylights

(Free installation with in-stock blinds)

Step 1: Select operation

Solar powered blinds

Add a factory installed blind for



30%
Federal tax credit on solar blinds

Manual blinds







Add a factory installed blind for



QPF skylight factory installed blinds (solar and manual) are only available for the laminated LowE3 (2004) and impact (2006 "T" only) product codes

Step 2: Select color and model

Room darkening - double pleated blinds







	White	Beige	Green	Charcoal	Grey
					
Solar code CH00	CS00 CH00	CS01 CH01	CS42 CH42	CS41 CH41	CS43 CH43
Allow 2 to 4 business days for shipment.			Allow up to 13 business days for shipment.		

Room darkening
Blackout cloth with honeycomb structure.

Energy efficient
Aluminum coating inside improves the insulation effect.

Sleek design
Neat pleats and no visible cords.


Light filtering - single pleated blinds

	White	Classic sand	Cappuccino	Lovely latte	Misty brown
					
Solar code FH00	FS00 FH00	FS01 FH01	FS33 FH33	FS32 FH32	FS31 FH31
Allow 2 to 4 business days for shipment.			Allow up to 13 business days for shipment.		

Light dimming
Softens incoming light.

Sleek design
Neat pleats.

Venetian blinds (Manual only)



White

Privacy and light control
Simply tilt the slats in any direction to adjust the angle and amount of incoming light.

Moisture resistant and easy to clean
The low-maintenance, moisture-resistant VELUX Venetian blind is perfect for bathrooms and kitchens.

Manual code PA00
Allow 2 to 4 business days for shipment.

Step 3: Calculate ordering code and price

Simply add the in-stock blind to the skylight

QPF - 2222 - 2004 + CS00 = Order Code

Model Size code Product code Blind code

Skylight price + Solar price / Manual price = Total price

Special order blinds available pages 29

Need answers before you buy?

- Room darkening or light filtering blinds
- Flashing needed
- Tech specs

veluxusa.com
1-800-888-3589



Ordering an **in-stock** blind for a skylight

(We ship within 2-4 working days; shipped separately when ordered with skylight)

(Step 1: Determine the model and size code of your skylight.



Model

Size

Locate the metal plate on your skylight or roof window by looking on the frame. You will need your model and size code. For additional blind information on products prior to 2010, please contact our customer service with your tag information. *

* Skylight manufactured prior to 2010 will require a ZZZ 232 accessory adaptor kit.

Step 2: Pick the operation of the blind

Solar powered blinds

(Any size)



Manual blinds

(Any size)



Blind model code chart	Solar powered, room darkening - double pleated blinds		Solar powered, Light filtering - single pleated blinds	
	Model	Price	Model	Price
VSS/VSE	FSCH	•	FSLH	•
VS	FSCH	•	FSLH	•
VCS/VCE/VCM	FSCC	•	FSLC	•
FCM (Accessory tray needed + \$125)	FSCC	•	FSLC	•
QPF	FSCC	•	FSLC	•
FS/FSR	FSCD	•	FSLD	•

Manually operated, room darkening - double pleated blinds		Manually operated, Light filtering - single pleated blinds		Manually operated, venetian blind	
Model	Price	Model	Price	Model	Price
N/A	N/A	N/A	N/A	N/A	N/A
N/A	N/A	N/A	N/A	PAH*	•
N/A	N/A	N/A	N/A	N/A	N/A
FHCC	•	FHLC	•	PAC	•
FHCC	•	FHLC	•	PAC	•
FHCD	•	FHLD	•	PAD	•

*On the VS skylight, removal of the insect screen is required to operate or adjust the venetian blind.



Room darkening -double pleated blinds

White

Beige

Green

Charcoal

Grey

Color code

1045

1155

1157

1047

1158



Room darkening
Blackout cloth with honeycomb structure.



Energy efficient
Aluminum coating inside improves the insulation effect.



Sleek design
Neat pleats and no visible cords.



Light filtering - single pleated blinds

White

Classic sand

Cappuccino

Lovely latte

Misty brown

Color code

1016

1259

1264

1261

1260



Light dimming
Softens incoming light.



Sleek design
Neat pleats.



Venetian blinds (Manual only)

White

Manual code

7001



Privacy and light control
Simply tilt the slats in any direction to adjust the angle and amount of incoming light.



Moisture resistant and easy to clean
The low-maintenance, moisture-resistant VELUX Venetian blind is perfect for bathrooms and kitchens.

FSCH - S06 - 1025

Blind model code

Skylight size

Color code

Order a blind with the right order code. You will need to provide the **model code**, **size code** of the skylight, and **color code** of your blind.

Special order blinds for a skylight

(We ship within 14 working days; shipped separately when ordered with skylight)



Solar powered blinds (Any size)

30%

Federal tax credit on solar blinds



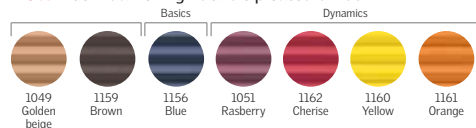
Manual blinds (Any size)

Blind model code chart	Solar powered, room darkening - double pleated blinds		Solar powered, light filtering - single pleated blinds		Solar powered, blackout blinds		Solar powered, light filtering blinds	
Skylight	Model	Price	Model	Price	Model	Price	Model	Price
VSS/VSE	FSCH	•	FSLH	•	DSH	•	RSH	•
VS	FSCH	•	FSLH	•	DSH	•	RSH	•
VCS/VCE/VCM	FSCC	•	FSLC	•	DSC	•	RSC	•
FCM (Accessory tray needed + \$125)	FSCC	•	FSLC	•	DSC	•	RSC	•
QPF	FSCC	•	FSLC	•	DSC	•	RSC	•
FS/FSR	FSCD	•	FSLD	•	DSD	•	RSD	•
GPU/GXU/GGU	N/A	N/A	N/A	N/A	N/A	N/A	N/A	N/A

Manually operated, room darkening - double pleated blinds		Manually operated, Light filtering - single pleated blinds		Manually operated, blackout blinds		Manually operated, light filtering blinds		Manually operated, venetian blind	
Model	Price	Model	Price	Model	Price	Model	Price	Model	Price
N/A	N/A	N/A	N/A	N/A	N/A	N/A	N/A	N/A	N/A
N/A	N/A	N/A	N/A	N/A	N/A	N/A	N/A	PAH*	•
N/A	N/A	N/A	N/A	N/A	N/A	N/A	N/A	N/A	N/A
FHCC	•	FHLC	•	DKC	•	RFC	•	PAC	•
FHCC	•	FHLC	•	DKC	•	RFC	•	PAC	•
FHCD	•	FHLD	•	DKD	•	RFD	•	PAD	•
FHC	•	FHL	•	N/A	N/A	N/A	N/A	PAL	•

*On the VS skylight, removal of the insect screen is required to operate or adjust the venetian blind.


New Room darkening - double pleated blinds



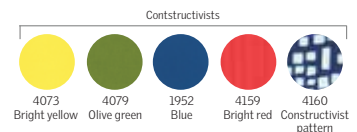
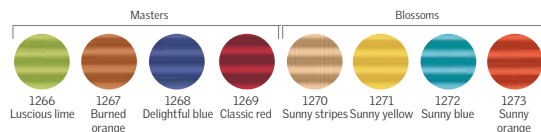



Blackout blinds - flat




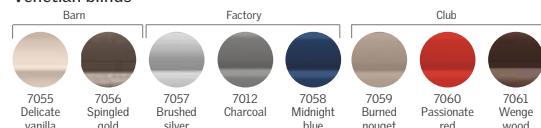
Light filtering blinds - flat



New Light filtering - single pleated blinds



Venetian blinds*



Introducing new special order Blind Sizes C12 and 2270
Available in all pleated colors.

*Removal of the insect screen is required to operate or adjust the venetian blind.

Custom sized blinds

If you need a custom sized blinds made, please contact our customer service with your tag information: 1-800-888-3589

Accessories



Instant light shaft (ZZZ 234)

Simplifies the installation of a skylight by eliminating the time and costs associated with the construction of a traditional drywall light shaft.

Smaller sizes: C01, C04, C06, C08

Bigger sizes: M02, M04, M06, M08, S01, S06

Order code example: ZZZ 234 M02

New

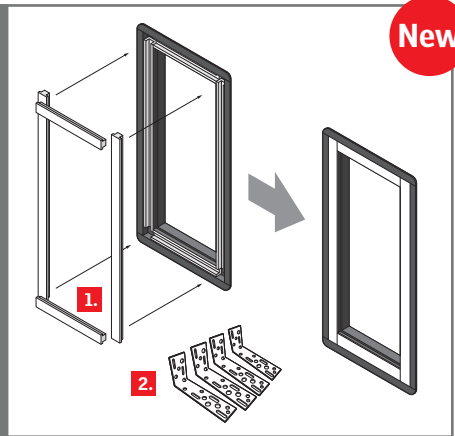
Replacement kit (ZZZ 238)

1.) 4 pre-cut drywall groove filler pieces minimizes interior trim work needed.

2.) 4 structural mounting brackets allows skylight to be used in applications with an oversized rough opening

Sizes: C01, C04, C06, C08, D06, D26, M02, M04, M06, M08, S01, S06

Order code example: ZZZ 238 M02



New



Basic remote control (KLI 110 US)

Basic and simple remote control with a radio frequency signal that allows the user to operate skylights and blinds from anywhere in the room.

Model number	\$	Delivery
KLI 110 US	•	S



VELUX INTEGRA® control pad (KLR 200 US)

Easy to use touch screen with a large display and descriptive icons that make it easy to operate individual products or groups of products.


Model number	\$	Delivery
KLR 200 US	•	S



Battery backup (KLB 100)

Provide limited operation of VSE, VCE skylights and electric blinds during power outages. The battery backup automatically recharges when power is restored.

Model number	\$	Delivery
KLB 100	•	S



6' - 10' rod for operation of manual skylights (ZCT 300) Models VS, VCM

Telescopic rod for manual operation of manual venting skylights and prior model sun screen accessories. Designed for accessories that fit skylights manufactured prior to 2010.

Model number	\$	Delivery
ZCT 300	•	S



"7 hook" 3'-6' rod for manual blinds (ZXT 200)

Telescopic rod for manual operation of manual sun screen accessories. Designed for accessories that fit skylights manufactured since 2010.

Model number	\$	Delivery
ZXT 200	•	S



3' extension (ZCT 100)

Universal extension piece for telescopic rods, works with the ZCT 300, ZMT 300, and the ZXT 200.

Model number	\$	Delivery
ZCT 100	•	S



VS Crank handle (ZZZ 201) VCM Crank handle (ZZZ 212)

Manual crank handle to operate curb mounted venting skylights with a manual chain operator that is installed within reach and manufactured since 2010

Model number	\$	Delivery
ZZZ 201	•	S
ZZZ 212	•	S



Extension for chain operator (ZZZ 208)

Extension for manual crank handle or for the manual angle adaptor to make the skylight easier to operate

Model number	\$	Delivery
ZZZ 208	•	S



Home automation integration kit (KLF 100)

Provides home automation integration and signal repeater that extends the RF range for large spaces.

Model number	\$	Delivery
KLF 100 US	•	S



Structural brackets kit (ZZZ 219) (4 brackets)

Structural mounting bracket for deck mounted skylights to be used in applications with an oversized rough opening.

Model number	\$	Delivery
ZZZ 219	•	T



Trim kit (ZZZ 213-B)

Three 57 1/2" pieces
One kit works for most sizes
(Sizes S06 and C12 will need two kits)

Model number	\$	Delivery
ZZZ 213-B	•	S



Additional step flashing for deck mounted products (ZZZ 200 0000) (14 pieces)

Additional step flashing for curb mounted products (ZZZ 200 0000C) (11 pieces)

Model number	\$	Delivery
ZZZ 200 0000	•	S
ZZZ 200 0000C	•	S



VS Replacement hook (ZZZ 202) VCM Replacement hook (ZZZ 211)

Manual replacement hook to operate deck mounted venting skylights with a chain operator that are installed out of reach and manufactured since 2010.


Model number	\$	Delivery
ZZZ 202	•	S
ZZZ 211	•	S



Angle adaptor for chain operator (ZZZ 203)

Manual angle adaptor to be used in conjunction with the manual hook for out of reach applications to make the skylight easier to operate with a manual pole

Model number	\$	Delivery
ZZZ 203	•	S



Adhesive Underlayment (Z0Z 216) (9" x 26' per roll)

Adhesive underlayment needed to provide added protection during times of extreme weather, especially, in areas where ice and snow accumulate on the roof.

Model number	\$	Delivery
Z0Z 216	•	S



Accessory tray (ZZZ 199)

Accessory tray needed for blind installation for fixed curb mounted skylights

Blind accessories	Model number	2222 - 4646	Delivery
Accessory tray	ZZZ 199	•	S

Note: Accessory tray is a specific size and will not come with a blind. Blind is ordered separately
2270 size now available



Trim kit with L parts (ZZZ 213) Trim groove filler pieces simplifies replacement of existing skylights

Model number	\$	Delivery
ZZZ 213	•	T

For older skylights models to have newer blinds...

Find your skylight identification information that is located on the metal product identification plate. Write down the model type, and size. Then select your desired blind type and color from page 29. Then contact our customer service department with your skylight identification information to order your new VELUX blind.

(For models manufactured prior to January 1, 2010)



New

Sun screen accessory adapter kit (ZZZ 232)
Prior model skylight adapter kit to be used in conjunction with special size blinds.

Adaptor kit for	Model number	\$	Delivery
Venting skylights	ZZZ 232V	•	S
Fixed skylights	ZZZ 232F	•	S

How to choose your VELUX SUN TUNNEL™ skylight

Low profile metal flashing:

- One piece metal pan flashing
- Low profile dome - acrylic or polycarbonate
- Parallel to the roof design
- Pivoting tunnel system
- 14° - 60° roof pitch

Pitched one piece metal flashing:

- Low profile dome - acrylic or polycarbonate
- Pitch flashing for straighter tunnel runs and even light output throughout the day
- Pivoting tunnel system
- 14° - 60° roof pitch

Low profile flat glass:

- Ultra Low one piece metal pan flashing
- Flat Glass (Single Pane, Tempered glass)
- Perfect for developments where local ordinances do not allow acrylic domes
- 14° - 60° roof pitch

Curb metal flashing:

- One piece metal curb mount flashing
- Low profile dome - acrylic or polycarbonate
- Pivoting tunnel system
- 0° - 60 degree roof pitch

Rigid:

- Flexi Loc™ tunnel systems for easy and speedy tunnel assembly
- Brighter white light
- Excellent for long runs



Model TGR



Model TMR



Model TLR



Model TCR

Flexible:

- Excellent for ease and speed of installation
- Easily bends around attic obstructions
- Helps diffuse sunlight in short runs
- Ideal for shorter tunnel runs



Model TGF



Model TMF

Continental USA delivery guidelines		Delivery
In-stock at regional warehouses – Allow 2 to 4 business days for shipment.		S
Trans-shipped from central warehouse – Allow 7 to 10 business days for shipment.		T



Flexi Loc™ system

A tunnel connection system that reduces tunnel installation time in half. Highly reflective tunnels deliver the highest quality daylight into the space below.

10" VELUX SUN TUNNEL™ skylights

<div> </div>					
<div> </div>					
Model code		TGR 010	TSR 010	TMR 010	
Pitch		14° - 60° 3:12 - 20:12	14° - 60° 3:12 - 20:12	14° - 60° 3:12 - 20:12	
Tunnel length with kit Rigid kits include 2 elbows + 1 extension		48"	48"	48"	
Tunnel type		Rigid	Rigid	Rigid	
Maximum recommended installation length		20'	20'	20'	
Dome / flashing	Product code	\$	\$	\$	Delivery
Acrylic dome (one piece flashing with pivoting tunnel) Shingle / shake roof	0000	•	N/A	•	S
Impact dome Shingle / shake roof	1000	•	N/A	•	T
Acrylic dome Shingle / shake roof (plastic and metal flashing)	0000	N/A	•	N/A	T
<div> </div>					
Super energy efficient models – Quad diffuser ENERGY STAR® Certified in all 50 States					
Better energy acrylic dome Shingle / shake roof	0000 E0	•	N/A	•	S
Better energy impact dome Shingle / shake roof	1000 E0	•	N/A	•	T

Sample ordering code:

TMR 010 - 0000
Model Code Product code

Ceiling level decorative diffusers for VELUX SUN TUNNEL skylights - ZTB






SUN TUNNEL accessories are on page 34 & 35




Sample ordering code for super energy efficient models:

TMR 010 - 0000	+	E0
Model Code Product code		Energy efficient models

14" VELUX SUN TUNNEL™ skylights

 								
Model code		TGR 014	TMR 014	TLR 014	TCR 014	TMF 014	TGF 014	
Pitch		14° - 60° 3:12 - 20:12	14° - 60° 3:12 - 20:12	14° - 60° 3:12 - 20:12	0° - 60° 0:12 - 20:12	14° - 60° 3:12 - 20:12	14° - 60° 3:12 - 20:12	
Tunnel length with kit Rigid kits include 2 elbows + 1 extension		48"	48"	48"	48"	8'	8'	
Tunnel type		Rigid	Rigid	Rigid	Rigid	Flexible	Flexible	
Maximum recommended installation length		30'	30'	30'	30'	8'	8'	
Dome / flashing	Product code	\$	\$	\$	\$	\$	\$	Delivery
Flat glass Shingle / shake roof	2000	N/A	N/A	476	N/A	N/A	N/A	S
Acrylic dome Shingle / shake roof	0000	•	•	N/A	•	307 ENERGY STAR® Certified	307 ENERGY STAR® Certified	S
Impact dome Shingle / shake roof	1000	•	•	N/A	•	327 ENERGY STAR® Certified	327 ENERGY STAR® Certified	T
 Super energy efficient models – Quad diffuser ENERGY STAR® Certified in all 50 States								
Better energy acrylic dome Shingle / shake roof	0000 EO	•	•	N/A	•	N/A	N/A	S
Better energy impact dome Shingle / shake roof	1000 EO	•	•	N/A	•	N/A	N/A	T

22" VELUX SUN TUNNEL™ skylights

 			
Model code	TGF 022		
Pitch	14° - 60° 3:12 - 20:12		
Tunnel length with kit (subtract approximately 6" for flashing)	8'		
Tunnel type	Flexible		
Maximum recommended installation length	12'		
Dome / flashing	Product code	\$	Delivery
Acrylic dome Shingle / shake roof	0000	•	S
Impact dome Shingle / shake roof	1000	•	T
 Super energy efficient models Quad diffuser ENERGY STAR® Certified in all 50 States			
Better energy acrylic dome Shingle / shake roof	0000 EO	•	S
Better energy impact dome Shingle / shake roof	1000 EO	•	T

Ceiling level decorative
diffusers for VELUX SUN
TUNNEL skylights - ZTB



SUN TUNNEL accessories
are on page 34 & 35



**A bulk purchasing program
is available for the VELUX
SUN TUNNEL™ skylights**

Please call 1-888-878-3589 for pricing and
product availability





VELUX SUN TUNNEL™ skylights accessories

Decorative diffuser (ZTB)



These ceiling level decorative diffusers for VELUX SUN TUNNEL skylights transform daylight into a decorative style that complements any décor



Model number		10"	14"	22"	Delivery
ZTB 3021US Brushed Nickel		•	•	N/A	S
ZTB 3022US Polished Brass		•	•	N/A	S
ZTB 3023US Oil Rubbed Bronze		•	•	N/A	S
ZTB 3020US White		•	•	N/A	S

Light control for SUN TUNNEL™ skylights



Blackout shade (ZTK)

Manually block the light coming through the VELUX SUN TUNNEL skylight in seconds with a manual blackout blind.

Model number	10"	14"	22"	Delivery
ZTK	•	•	N/A	S



Two part design

Energy kit (Thermal plate & diffusing disc) (ZTC 0041US)

Insulating panes for hard ceiling (THC) applications and an upper dome diffusing disk to improve energy efficiency and increase light diffusion.

Model number	10"	14"	22"	Delivery
ZTC 0041US	•	•	•	S



Universal electric light kit (ZTL 114)

Tubular daylight fixture that uses an energy efficient compact fluorescent bulb designed especially for VELUX SUN TUNNEL skylight.

Model number	10"	14"	22"	Delivery
ZTL 114	•	•	N/A	S
ZTL 122	N/A	N/A	•	S



Daylight controller (ZTP)

Allows the user to control the amount of daylight that enters a room. Perfect for rooms that require room darkening. Requires a 24VDC power supply (VELUX KES 160). Works with rigid tunnels only.

Model number	10"	14"	22"	Delivery
ZTP	N/A	•	•	F



Power supply for controller (ZZZ 233)

Power supply for VELUX SUN TUNNEL skylight light control devices

Model number	\$	Delivery
ZZZ 233	•	F



Diffusion Enhancer (ZTZ 209)

Increase the diffusion capabilities of your VELUX SUN TUNNEL skylight. At times certain installations introduce challenges that can be resolved with the diffusion enhancer.

Model number	10"	14"	22"	Delivery
ZTZ 209	•	•	•	F



Fresnel Diffuser Plate (ZTC 0003US)

Ceiling level diffuser with concentric honeycomb parabolic prisms to maximize light diffusion.

Model number	10"	14"	22"	Delivery
ZTC 0003US	•	•	•	F



Prismatic Diffuser Plate (ZTC 0002US)

Ceiling level diffuser with uniform prisms to diffuse the light evenly.

Model number	10"	14"	22"	Delivery
ZTC 0002US	•	•	•	T

Additional installation parts for VELUX SUN TUNNEL™ skylights



Universal 45° Elbows (ZTE 0000)
A durable and easy to operate elbow that can be used at the top, bottom, or middle of your installation. Multiple elbows can be joined together with rotating couplers to form a 90° bend or any other configuration needed to maneuver around tight spaces.

Model number	10"	14"	22"	Delivery
ZTE 0000	•	•	•	S



Rotating Coupler (ZTZ 211)
Easy to install tunnel and elbow coupler that enables quick tunnel connections. A rotating joint helps align tunnel sections.

Model number	10"	14"	22"	Delivery
ZTZ 211	•	•	•	S



Rigid Tunnel (ZTR)
24" tunnel sections manufactured with the Flexi Loc™ tunnel connector system reduce tunnel installation time in half to deliver the highest quality daylight into the spaces below.

Model number	10"	14"	22"	Delivery
ZTR - 24" long (1 units)	•	•	•	S
ZTR - 48" long (2 units)	•	•	•	S
ZTR - 72" long (3 units)	•	•	•	S
ZTR - 144" long (6 units)	•	•	•	S
ZTR - 288" long (12 units)	•	•	•	S



Exterior Fire Band (ZZZ 192)
Fire band provides the dome edge protection needed for installation on Class B and C rated roofs.

Model number	10"	14"	22"	Delivery
ZZZ 192	•	•	•	F

Not available for TSR 10"



Tile Flashing for VELUX curb mounted SUN TUNNELS skylights (ECW)
A pliable, pleated, and proven curb mounted tile flashing system for VELUX curb mounted SUN TUNNEL skylights. Installed on tile roofing material over 3/4" thickness.

Model number	10"	14"	22"	Delivery
ECW	N/A	•	•	S

For roof pitch 14-60°.



Tile flashing for pitched VELUX SUN TUNNEL skylights (ZTM 0000 50)
Tile flashing accessory for VELUX pitched SUN TUNNEL skylights painted, malleable aluminum, water diverting sheet.

Model number	10"	14"	22"	Delivery
ZTM 0000 50	•	•	N/A	T

Continental USA delivery guidelines				Delivery
In-stock at regional warehouses – Allow 2 to 4 business days for shipment.				S
Trans-shipped from central warehouse – Allow 7 to 10 business days for shipment.				T
Greenwood, SC and Sparks, NV regions ship in 2 - 3 business days, for all other areas allow 7 - 10 days.				F



A bulk purchasing program is available for the VELUX SUN TUNNEL™ skylights accessories

Please call 1-888-878-3589 for pricing and product availability



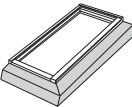
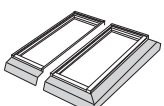
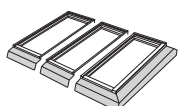
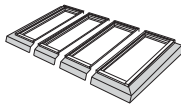



NEW VELUX Modular skylights

All VELUX Modular Skylights are constructed from an advanced composite material that makes them very strong and highly energy-efficient. The entire installation is designed to withstand extreme weather conditions, with a life expectancy stretching far into the future and a 10 Year Product Guarantee. modularskylights.veluxusa.com

Fixed 5° Longlights suitable for roof pitches between 0°– 10°*

other longlight systems available for roof pitches between 10°-25° call 1-888-878-3589

	Product code	Individual fixed module size W x H*	Description	Total opening W x H*	Price all fixed system
	HFC 100120 SL0017	39 5/16" x 47 3/16"	One fixed longlight, complete with all flashing components.**	41 9/16" x 51"	•
	HFC 100160 SL0017	39 5/16" x 63"		41 9/16" x 67"	•
	HFC 100200 SL001	39 5/16" x 78 10/16"		41 9/16" x 83"	•
	HFC 100240 SL0017	39 5/16" x 94 8/16"		41 9/16" x 98"	•
	HFC 100120 SL0018	39 5/16" x 47 3/16"	Two fixed longlights, complete with all flashing components.**	81" x 51"	•
	HFC 100160 SL0018	39 5/16" x 63"		81" x 67"	•
	HFC 100200 SL0018	39 5/16" x 78 10/16"		81" x 83"	•
	HFC 100240 SL0018	39 5/16" x 94 1/2"		81" x 98"	•
	HFC 100120 SL0019	39 5/16" x 47 3/16"	Three fixed longlights, complete with all flashing components.**	120 4/16" x 51"	•
	HFC 100160 SL0019	39 5/16" x 63"		120 4/16" x 67"	•
	HFC 100200 SL0019	39 5/16" x 78 10/16"		120 4/16" x 83"	•
	HFC 100240 SL0019	39 5/16" x 94 8/16"		120 4/16" x 98"	•
	HFC 100120 SL0020	39 5/16" x 47 3/16"	Four fixed longlights, complete with all flashing components.**	159 10/16" x 51"	•
	HFC 100160 SL0020	39 5/16" x 63"		159 10/16" x 67"	•
	HFC 100200 SL0020	39 5/16" x 78 10/16"		159 10/16" x 83"	•
	HFC 100240 SL0020	39 5/16" x 94 8/16"		159 10/16" x 98"	•
	HFC 100120 SL0021	39 5/16" x 47 3/16"	10 fixed longlights, complete with all flashing components.**	395 14/16" x 51"	•
	HFC 100160 SL0021	39 5/16" x 63"		395 14/16" x 67"	•
	HFC 100200 SL0021	39 5/16" x 78 10/16"		395 14/16" x 83"	•
	HFC 100240 SL0021	39 5/16" x 94 8/16"		395 14/16" x 98"	•

*Assumes 0° roof pitch

**The installer is responsible for curb flashing material and installation of the curb to the roof.

Installer may want to consider the use of a water diverter above the longlight system when installed on a pitched roof.

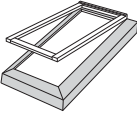
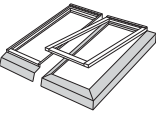
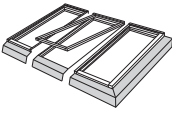
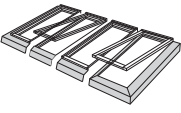

Delivery time is approximately 8-10 week

NEW VELUX Modular skylights

Developed in collaboration with renowned architects Foster + Partners, VELUX Modular Skylights offers a minimalist design with super-slim profiles. The electronics and motors in each module are concealed, creating a simple and refined look, inside and out. modularskylights.veluxusa.com

Ventilating 5° Longlights suitable for roof pitches between 0°– 10° *

other longlight systems available for roof pitches between 10°-25° call 1-888-878-3589

	Product code	Individual ventilation module size W x H*	Description	Total opening width x height*	Price ventilating system
	HVC 100120 SL0047	39 5/16" x 47 3/16"	One electrically operated vented longlight, complete with all flashing components. Includes electric control system and wind and rain sensor.**	41 9/16" x 51"	•
	HVC 100160 SL0047	39 5/16" x 63"		41 9/16" x 67"	•
	HVC 100200 SL0047	39 5/16" x 78 10/16"		41 9/16" x 83"	•
	HVC 100240 SL0047	39 5/16" x 94 8/16"		41 9/16" x 98"	•
	HVC 100120 SL0048	39 5/16" x 47 3/16"	Two longlights, one fixed, one electrically operated vented, complete with flashing components. Includes electric control system and wind and rain sensor.**	81" x 51"	•
	HVC 100160 SL0048	39 5/16" x 63"		81" x 67"	•
	HVC 100200 SL0048	39 5/16" x 78 10/16"		81" x 83"	•
	HVC 100240 SL0048	39 5/16" x 94 1/2"		81" x 98"	•
	HVC 100120 SL0049	39 5/16" x 47 3/16"	Three longlights, two fixed, one electrically operated vented, complete with all flashing components. Includes electric control system and wind and rain sensor.**	120 4/16" x 51"	•
	HVC 100160 SL0049	39 5/16" x 63"		120 4/16" x 67"	•
	HVC 100200 SL0049	39 5/16" x 78 10/16"		120 4/16" x 83"	•
	HVC 100240 SL0049	39 5/16" x 94 8/16"		120 4/16" x 98"	•
	HVC 100120 SL0050	39 5/16" x 47 3/16"	Four longlights, two fixed, two electrically operated vented, complete with all flashing components. Includes electric control system and wind and rain sensor.**	159 10/16" x 51"	•
	HVC 100160 SL0050	39 5/16" x 63"		159 10/16" x 67"	•
	HVC 100200 SL0050	39 5/16" x 78 10/16"		159 10/16" x 83"	•
	HVC 100240 SL0050	39 5/16" x 94 8/16"		159 10/16" x 98"	•
	HVC 100120 SL0051	39 5/16" x 47 3/16"	Ten longlights, seven fixed, three electrically operated vented, complete with all flashing components. Includes electric control system and wind and rain sensor.**	395 14/16" x 51"	•
	HVC 100160 SL0051	39 5/16" x 63"		395 14/16" x 67"	•
	HVC 100200 SL0051	39 5/16" x 78 10/16"		395 14/16" x 83"	•
	HVC 100240 SL0051	39 5/16" x 94 8/16"		395 14/16" x 98"	•


*Assumes 0° roof pitch

Delivery time is approximately 8-10 weeks

**The installer is responsible for curb flashing material and installation of the curb to the roof.

Installer may want to consider the use of a water diverter above the longlight system when installed on a pitched roof.

Sub-construction



Sub-construction dimensions depend on the scope of the project

VELUX Modular Skylights Longlights are installed on a sub-construction made out of wood, steel or concrete. The sub-construction does not form part of the VELUX skylight solution and is not included in price. The individual details of each building's roof structure and load tolerances (statics) will vary from project to project.

For installation purposes, it is essential that the sub-construction should meet precise specifications in terms of dimensions, load-bearing capacity etc. VELUX product sheets and installation instructions for Longlights and Ridgelights contain detailed descriptions of each product and the relevant installation process.


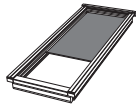
Remember to consult your local installer before choosing your solution, or else contact the VELUX Modular Skylights Support Team for further information and project specific details.



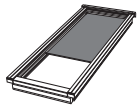
Blinds



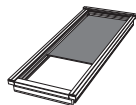
4083 Grey



4084 White



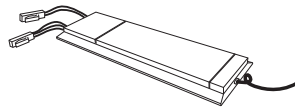
4085 Black



Product code	Description	Unit size W x H	Price
RMM 100120 4083A	Electrically operated roller blind, color grey.	39 5/16" x 47 3/16"	•
RMM 100160 4083A		39 5/16" x 63"	•
RMM 100200 4083A		39 5/16" x 78 10/16"	•
RMM 100240 4083A		39 5/16" x 94 1/2"	•
RMM 100120 4084A	Electrically operated roller blind, color white.	39 5/16" x 47 3/16"	•
RMM 100160 4084A		39 5/16" x 63"	•
RMM 100200 4084A		39 5/16" x 78 10/16"	•
RMM 100240 4084A		39 5/16" x 94 1/2"	•
RMM 100120 4085A	Electrically operated roller blind, color black.	39 5/16" x 47 3/16"	•
RMM 100160 4085A		39 5/16" x 63"	•
RMM 100200 4085A		39 5/16" x 78 10/16"	•
RMM 100240 4085A		39 5/16" x 94 1/2"	•

Delivery time is approximately 8-10 weeks

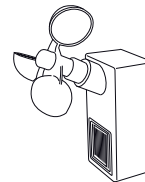
Ventilating system accessory package (included in all ventilating systems)



Control unit



Switch



Rain and wind sensor




Timber

Timber remains the most flexible choice for creating a light and economical sub-construction with maximum energy performance.



Steel

Steel offers flexibility in combination with great strength. Steel also permits the application to be installed with the maximum amount of insulation.




Concrete

Concrete provides a strong, but heavy sub-construction, mostly suited for concrete buildings and are usually cast in-situ

More VMS configurations are available.

Please call 1-888-878-3589 for pricing and product availability.





Commercial skylights



14" Commercial rigid SUN TUNNEL™ skylight

How to order your product

Step 1: Pick flashing

Step 2: Pick dome type








Step 3: Pick ceiling type

Step 4: Pick diffuser type



New Flexi Loc™ system

A tunnel connection system that reduces tunnel installation time in half.

							
		TGC		TMC		TCC	
		<ul style="list-style-type: none"> Lower profile dome Low profile pan flashing Flexi Loc™ tunnel system Upper collar 16" Two 12" 45° elbows One 24" extensions Roof pitch 0° - 60° 		<ul style="list-style-type: none"> Lower profile dome 20° Pitched pan flashing Flexi Loc™ tunnel system Upper collar 16" Two 12" 45° elbows One 24" extensions Roof pitch 14° - 60° 		<ul style="list-style-type: none"> Lower Profile dome Low profile curb mount flashing Flexi Loc™ tunnel system Upper collar 16" Two 12" 45° elbows One 24" extensions Roof pitch 0° - 60° 	
		Acrylic dome 0000	Impact dome 1000	Acrylic dome 0000	Impact dome 1000	Acrylic dome 0000	Impact dome 1000
		T	R	T	R	T	R
 Ceiling - THC	Delivery	Frosted - 0000		Frosted - 0000		Frosted - 0000	
		TGC 014 0000TH	TGC 014 1000TH	TMC 014 0000TH	TMC 014 1000TH	TCC 014 0000TH	TCC 014 1000TH
	
	
 Open Ceiling - TOC	Delivery	Frosted - 0000		Frosted - 0000		Frosted - 0000	
		TGC 014 0000TO	TGC 014 1000TO	TMC 014 0000TO	TMC 014 1000TO	TCC 014 0000TO	TCC 014 1000TO
	
	
 Drop Ceiling - TTC	Delivery	Frosted - 0000		Frosted - 0000		Frosted - 0000	
		TGC 014 0000TT	TGC 014 1000TT	TMC 014 0000TT	TMC 014 1000TT	TCC 014 0000TT	TCC 014 1000TT
	
	
 Insulating pane 14" - thermal break (ZTC)	Delivery	Frosted - 0000		Frosted - 0000		Frosted - 0000	
		TGC 014 0000TH	TGC 014 1000TH	TMC 014 0000TH	TMC 014 1000TH	TCC 014 0000TH	TCC 014 1000TH
	
	
		Add "EO" at end of Sales BOM to get unit with Energy Kit - additional cost					

22" Commercial rigid SUN TUNNEL™ skylight





New Flexi Loc™ system
A tunnel connection system that reduces tunnel installation time in half



VELUX SunCurve included with every 22" commercial rigid VELUX SUN TUNNEL skylight.

* TTK 022 (Elbows and Tunnels) are part of the Sales BOM

TGC		TCC	
			
<ul style="list-style-type: none"> • High profile SunCurve • Low profile pan flashing • Flexi Loc™ tunnel system • Upper collar 16" • Two 16" 45° elbows • One 24" extensions • Roof pitch 0° - 60° 		<ul style="list-style-type: none"> • High profile SunCurve • Low profile curb mount flashing • Flexi Loc™ tunnel system • Upper collar 16" • Two 16" 45° elbows • One 24" extensions • Roof pitch 0° - 60° 	
Acrylic dome 3000	Impact dome 5000	Acrylic dome 3000	Impact dome 5000
T	R	T	R

TGC 022

TTK 022

TTC 022

A Bulk purchasing program is available for the VELUX SUN TUNNEL™ skylights

Please call 1-800-888-3589 for pricing and product availability

Delivery		T		R	
Ceiling - THC		T		R	
 <ul style="list-style-type: none"> • Dual round diffuser assembly • Ideal for drywall ceilings 	Frosted - 0000	TGC 022 3000TH	TGC 022 5000TH	TCC 022 3000TH	TCC 022 5000TH
	Prismatic - 0002	TGC 022 3002TH	TGC 022 5002TH	TCC 022 3002TH	TCC 022 5002TH
	Fresnel - 0003	TGC 022 3003TH	TGC 022 5003TH	TCC 022 3003TH	TCC 022 5003TH
Open Ceiling - TOC		T		R	
 <ul style="list-style-type: none"> • Single open ceiling round diffuser assembly • Ideal for open environments without ceilings 	Frosted - 0000	TGC 022 3000TO	TGC 022 5000TO	TCC 022 3000TO	TCC 022 5000TO
	Prismatic - 0002	TGC 022 3002TO	TGC 022 5002TO	TCC 022 3002TO	TCC 022 5002TO
	Fresnel - 0003	TGC 022 3003TO	TGC 022 5003TO	TCC 022 3003TO	TCC 022 5003TO
Drop Ceiling - TTC		T		R	
 <ul style="list-style-type: none"> • 22" round to 24" square diffuser assembly • Ideal for suspended tile ceilings • Plenum rated version available for a \$100 upcharge 	Frosted - 0000	TGC 022 3000TT	TGC 022 5000TT	TCC 022 3000TT	TCC 022 5000TT
	Prismatic - 0002	TGC 022 3002TT	TGC 022 5002TT	TCC 022 3002TT	TCC 022 5002TT
	Fresnel - 0003	TGC 022 3003TT	TGC 022 5003TT	TCC 022 3003TT	TCC 022 5003TT



Insulating pane 22" - thermal break (ZTC)

Add "EO" at end of Sales BOM to get unit with Energy Kit - additional cost

Commercial SUN TUNNEL™ skylights accessories

New



Open ceiling accessory roof trim ring (ZTJ)
Ideal for open environments without ceilings

Model number	14"	22"	Delivery
ZTJ	•	•	S



Daylight controller (ZTP)
Allows the user to control the amount of daylight that enters a room and is perfect for rooms that require room darkening. Requires a 24VDC power supply (VELUX ZZZ 233).

Model number	14"	22"	Delivery
ZTP	•	•	F
ZTP 0000P (Plenum rated)	•	•	N



Power supply for controller (ZZZ 233)
Power supply for VELUX SUN TUNNEL skylight light control devices.
Input voltage 110/227 vac
Output voltage 24VDC

Model number	\$	Delivery
ZZZ 233	•	F



Insulating pane - thermal break (ZTC)
Insulating panes and thermal break for suspended ceiling (TTC) and open ceiling (TOC) applications to improve energy efficiency.

Model number	14"	22"	Delivery
ZTC 0401US	•	•	T



Diffusion enhancer (ZTZ 209)
Increase the diffusion capabilities of your VELUX SUN TUNNEL skylight. At times certain installations introduce challenges that can be resolved with the diffusion enhancer.

Model number	14"	22"	Delivery
ZTZ 209	•	•	F

Continental USA delivery guidelines	Delivery
In-stock at regional warehouses – Allow 2 to 4 business days for shipment.	S
Trans-shipped from central warehouse – Allow 7 to 10 business days for shipment.	T
Not stocked; Manufactured on demand – Allow approximately 32 business days for shipment.	N
Greenwood, SC and Sparks, NV regions ship in 2 - 3 business days, for all other areas allow 7 - 10 days.	F



A bulk purchasing program is available for the VELUX SUN TUNNEL™ skylights accessories

Please call 1-800-888-3589 for pricing and product availability

Additional installation parts for SUN TUNNEL™ skylights



Universal 45° elbows (ZTE 0000)

A durable and easy to operate elbow that can be used at the top, bottom, or middle of your installation. Multiple elbows can be joined together with rotating couplers to form a 90° bend or any other configuration needed to maneuver around tight spaces. 15" in length.

Model number	14"	22"	Delivery
ZTE 0000	•	•	S



Rotating coupler (ZTZ 211)

Easy to install tunnel and elbow coupler that enables quick tunnel connections. Rotating joints help align tunnel sections.

Model number	14"	22"	Delivery
ZTZ 211	•	•	S



Flex tube 12.5' long (ZTF)

Metalized reflective flexible tunnel that transfers daylight around obstacles and is the easiest tunnel system to install.

Model number	14"	22"	Delivery
ZTF	•	•	S



24" rigid tunnel sections (ZTR)

24" tunnel sections manufactured with the Flexi Loc™ tunnel connector system reduce tunnel installation time in half to deliver the highest quality daylight into the spaces below.

Model number	10"	14"	22"	Delivery
ZTR - 24" long (1 units)	•	•	•	S
ZTR - 48" long (2 units)	•	•	•	S
ZTR - 72" long (3 units)	•	•	•	S
ZTR - 144" long (6 units)	•	•	•	S
ZTR - 288" long (12 units)	•	•	•	S



Suspension wire kit (ZTZ 203)

Code compliant 12-gauge wire and fasteners to secure and support VELUX SUN TUNNEL skylights.


Model number	\$	Delivery
ZTZ 203	•	S



Turret Extender (ZTA)

Flashing extender to raise the edge of the dome for increased protection and better performance in flat roof applications.

Model number	14"	22"	Delivery
ZTA 12 inch	•	•	F
ZTA 36 inch	•	•	F



Maximum security kit (ZTQ)

Crossing steel bars and security screws for VELUX SUN TUNNEL skylights to protect your commercial spaces

Model number	14"	22"	Delivery
ZTQ (2 bar)	•	•	F
ZTQ (1 Bar)	•	•	F



Vapor barrier (ZTY)

Impermeable PVC sheet used in conjunction with the round VELUX SUN TUNNEL skylights ceiling ring assembly to ensure an airtight seal at the ceiling level with the vapor barrier system.

Model number	14"	22"	Delivery
ZTY	•	•	F



Exterior fire band (ZZZ 192)

Fire band provides the dome edge protection needed for installation on Class B and C rated roofs.

Model number	14"	22"	Delivery
ZZZ 192	•	•	F



Tunnel tape roll (ZTZ 204)

Moisture and flame resistant tape designed to perform in extreme temperatures.

Model number	1 roll	6 rolls	Delivery
ZTZ 204	•	•	S


CM / CAP | Custom commercial skylights

Utilizing quality commercial skylights from VELUX is the best way to bring natural light into a commercial or industrial space. VELUX commercial skylights provide high levels of visible light transmittance to create inviting spaces. Each CM and CAP skylight is completely customizable with all of the options and features you would expect from the world leader in skylights. **Call 1-888-878-3589 for pricing or more information.**



- Acrylic glazings available in clear over clear, clear over white, clear over prismatic, white over clear, white over prismatic or bronze over clear*
- Polycarbonate glazing available
- Curb heights of 4", 6", 9", 12" and 16" available on CAP models
- Counter flashing trim kit available to increase ease of installation
- OSHA compliant skylights available
- Advanced weep system minimizes condensation
- Optional louvers in CAP models provide ventilation without opening


CM dome



CAP dome



CM hip ridge



CM pyramid



CAP hip ridge



CAP pyramid



SFG fall protection screen:
Patented system that
provides fall protection
without penetrating the
skylight



Clear over prismatic



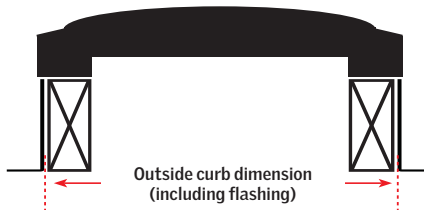
* Acrylic skylights are not recommended for residential type applications.

Custom commercial sizes

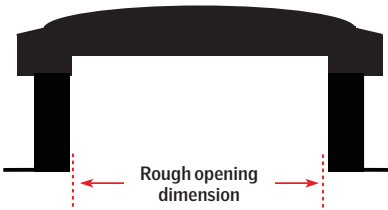
The maximum size for each skylight type is as follows:

- Dome: CM= 102" X 150", CAP=102" X 150", CMA=102" X 150"
- Hip and ridge: CM= 100" X 144", CAP= 100" X 144"
- Pyramid: CM= 99" X 99", CAP= 98" X 98"
- A 15-day production time including transportation time.
- VELUX requires outside curb dimensions for CMs or CMAs and rough opening dimensions for CAPs.

CM/CMA



CAP



CMA | Commercial curb mounted skylights



- Model CMA can be installed horizontally and vertically
- CMA custom sizes are available up to 102" x 150"
- Neutral grey finished exterior frame
- Thermal break standard



Size code			2525	2533	2549	3333	3725	3737	3749	4933	4949
Outside curb	(W" x H")		25½ x 25½	25½ x 33½	25½ x 49½	33½ x 33½	37½ x 25½	37½ x 37½	37½ x 49½	49½ x 33½	49½ x 49½
Glazings	Model number	Product code	\$ / Delivery	\$ / Delivery	\$ / Delivery	\$ / Delivery	\$ / Delivery	\$ / Delivery	\$ / Delivery	\$ / Delivery	\$ / Delivery
CMA Clear over clear	CMA	2004	•/S	•/R	•/S	•/S	•/R	•/S	•/R	•/R	•/S
CMA Bronze over clear	CMA	2004B	•/R	•/R	•/R	•/R	•/R	•/R	•/R	•/R	•/R
CMA Clear over white	CMA	2004W	•/R	•/R	•/R	•/R	•/R	•/R	•/R	•/R	•/R
CMA White over clear	CMA	2004T	•/R	•/R	•/R	•/R	•/R	•/R	•/R	•/R	•/R

Acrylic skylights are not recommended for residential type applications.

CVA | Roof hatch skylights




- Provides the benefit of natural light and ventilation along with roof access
- Egress hardware and chains allow the skylight to completely open without damaging the dome
- Insect screen and operator hook are included
- Mill finish frame



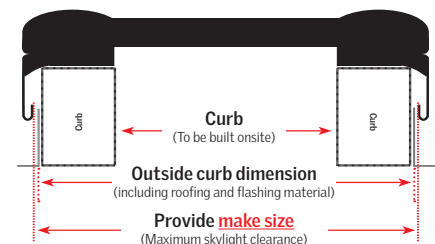
Size code			2549	3333	3725	4949
Outside curb	(W" x H")		25½ x 49½	33½ x 33½	37½ x 25½	49½ x 49½
Glazings	Model number	Product code	\$ / Delivery	\$ / Delivery	\$ / Delivery	\$ / Delivery
CVA Clear over clear	CVA	2304	•/R	•/R	•/R	•/R
CVA Bronze over clear	CVA	2304B	•/R	•/R	•/R	•/R
CVA Clear over white	CVA	2304W	•/R	•/R	•/R	•/R
CVA White over clear	CVA	2304T	•/R	•/R	•/R	•/R

Custom FCM | Custom size glass fixed curb mounted skylights



Custom size

Please call for pricing and availability: 1-888-878-3589



Make size (W" x H")	Width 18 ¾ To 50 ¾
Height 18 ¾ To 72	Now delivered in 12 days or less
Height 72 ¾ To 76 ½	Now delivered in 20 days or less

We require maximum skylight clearance dimensions in ¼" increments (0, ¼, ½, ¾) for width and height.

Note: Custom size flashing kits and custom size blinds are not available.
Note: Some specialty glass options require longer lead times.

VELUX America LLC
450 Old Brickyard Road
PO Box 5001
Greenwood, SC 29648-5001
Tel 1-800-888-3589
Fax 1-864-943-2631
veluxusa.com whyskylights.com



facebook.com/veluxamerica
twitter.com/veluxamerica
youtube.com/veluxusa

Bringing light to life™

Non-dealer disclaimer

List prices shown do not include shipping and handling cost, delivery cost by your local VELUX Dealer or applicable sales tax. Final unit pricing can be 10 - 15%+ higher depending on your location, services provided and final delivery of the skylight to the job site. Many of the skylights do not include flashings or blinds. These can be purchased separately.

All VELUX skylights, roof windows, SUN TUNNEL™ skylights, flashing kits and blinds must be purchased through a qualified VELUX dealer. Please see the "Where To Buy" section of veluxusa.com website for a list of VELUX dealers near you.

NOTICE: ALL GLASS MAY BE SUBJECT TO UNEXPECTED AND SPONTANEOUS BREAKAGE in rare circumstances due to imperfections in the glass that are undetectable during the manufacturing and inspection process by the manufacturer of the glass and VELUX.

VELUX offers the choice of laminated or tempered glass skylights. Impact glass and comfortplus glass are all types of laminated glass. Comfort glass is a type of tempered glass. Laminated glass is a combination of two or more glass sheets with one or more interlayers of plastic (PVB) or resin. In case of breakage, the interlayer is designed to hold the fragments together. Tempered glass does not contain an interlayer to hold the fragments together. Instead, tempered glass is designed to break into small, pebble-like pieces. When tempered glass breaks, pieces of glass come loose and may strike an individual.

CONSULT LOCAL REGULATIONS AND/OR BUILDING MATERIAL CONSULTANTS TO DETERMINE WHICH TYPE OF GLASS IS RIGHT FOR YOU OR IF LAMINATED GLASS IS REQUIRED IN YOUR APPLICATION.



VELUX®



The VELUX Group creates better living environments with daylight and fresh air through the roof. The VELUX product program contains a wide range of roof windows and skylights, along with solutions for flat roofs. The Group also supplies many types of decoration and sun screening, roller shutters, installation products, products for remote control for installation in roofs. The VELUX Group, which has manufacturing companies in 11 countries and sales companies in just under 40 countries, represents one of the strongest brands in the global building materials sector and its products are sold in most parts of the world. The VELUX Group has about 10,000 employees and is owned by VKR Holding A/S, a limited company wholly owned by foundations and family. For more details, visit velux.com.